

# EXTERNAL MARKINGS SUBSECTION

## TABLE OF CONTENTS

| <i>Fig. No.</i> | <i>Title</i>                      | <i>Page</i> |
|-----------------|-----------------------------------|-------------|
| 2.21-1          | General External Markings         | 2.21-2      |
| 2.21-2          | Fuselage External Markings        | 2.21-4      |
| 2.21-3          | Wing, Upper Surface Markings      | 2.21-26     |
| 2.21-4          | Wing, Lower Surface Markings      | 2.21-28     |
| 2.21-5          | External Fuel Tank/Pylon Markings | 2.21-38     |
| 2.21-6          | Vertical Stabilizer Markings      | 2.21-40     |

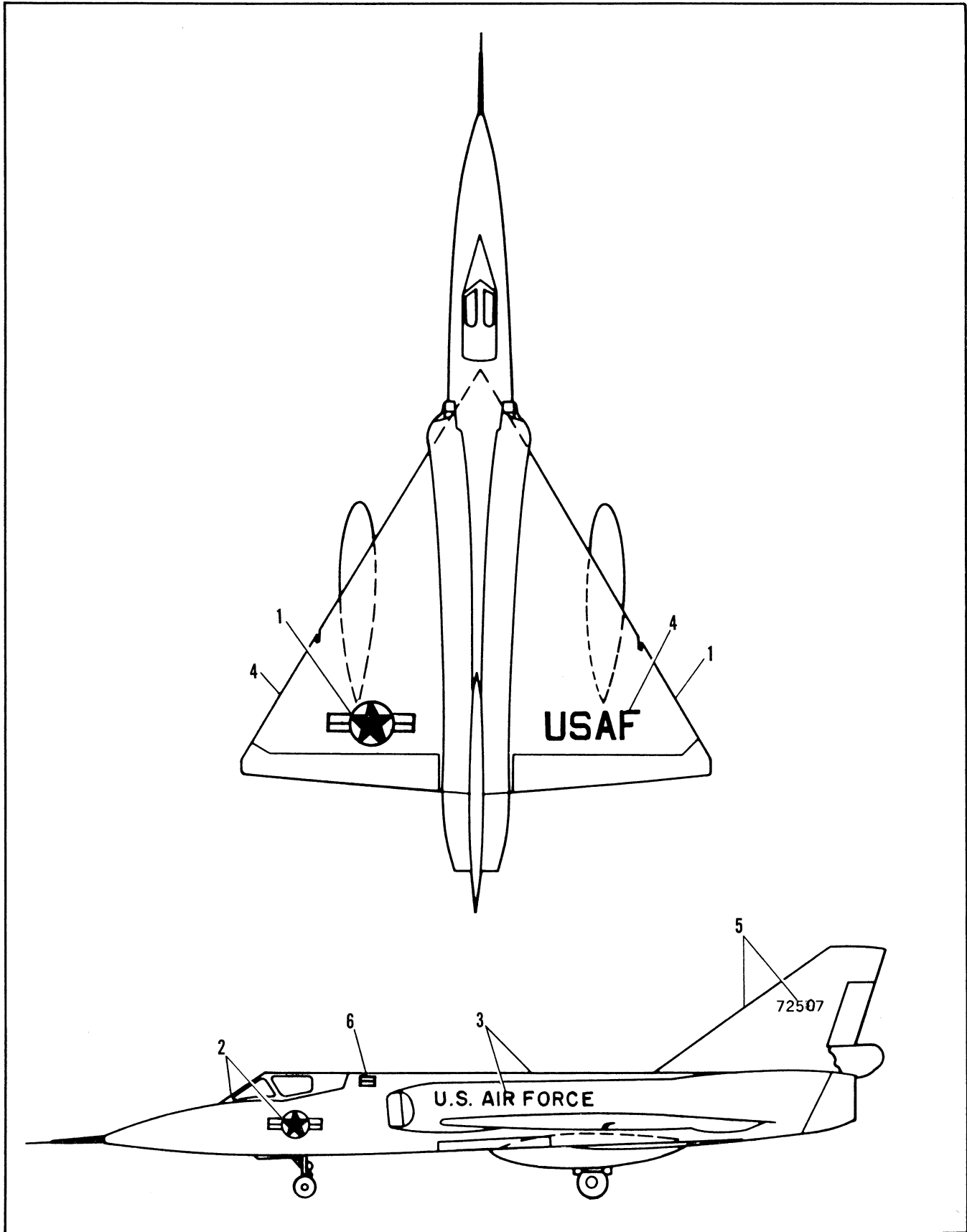


Figure 2.21-1 General External Markings

| FIGURE AND INDEX NUMBER | PART NUMBER | DESCRIPTION  | UNITS PER ASSY. | USABLE ON CODE |    |
|-------------------------|-------------|--|-----------------|----------------|----|
|                         |             |  |                 | FROM           | TO |
|                         |             | 1 2 3 4 5 6  |                 |                |    |
| 2.21-1-                 | BT-1        | DECAL, RED WHITE AND BLUE INSIGNIA (T.O. 1-1-4, PAGE B-56, B-57)   | 4               |                |    |
| - 2                     | BT-2        | DECAL, RED WHITE AND BLUE INSIGNIA (T.O. 1-1-4, PAGE B-56, B-57)   | 2               |                |    |
| - 3                     | BT-3        | DECAL, BLUE U.S. AIR FORCE (T.O. 1-1-4 PAGE 3-56, 3-57)  | 2               |                |    |
| - 4                     | BT-4        | DECAL, BLUE USAF (T.O. 1-1-4 PAGE 3-56, 3-57)  | 2               |                |    |
| - 5                     | BT-8        | DECAL, BLACK NUMBERS 0 thru 9  | 2               |                |    |
| - 6                     | BT-12P      | DECAL, BLACK ON GREY U.S. AIR FORCE FC F-106 AF SERIAL NO. BLOCK NO. SERVICE THIS AIRCRAFT WITH JP-4 FUEL MILITARY SPECIFICATION MIL-F-85243 (T.O. 1-1-4, PAGE B-56, B-57) | 1               |                |    |
|                         |             | RECOMMEND STENCILING IN LIFU OF DECALS DUE TO ACCESS PANELS REMOVAL FOR MAINTENANCE  |                 |                |    |

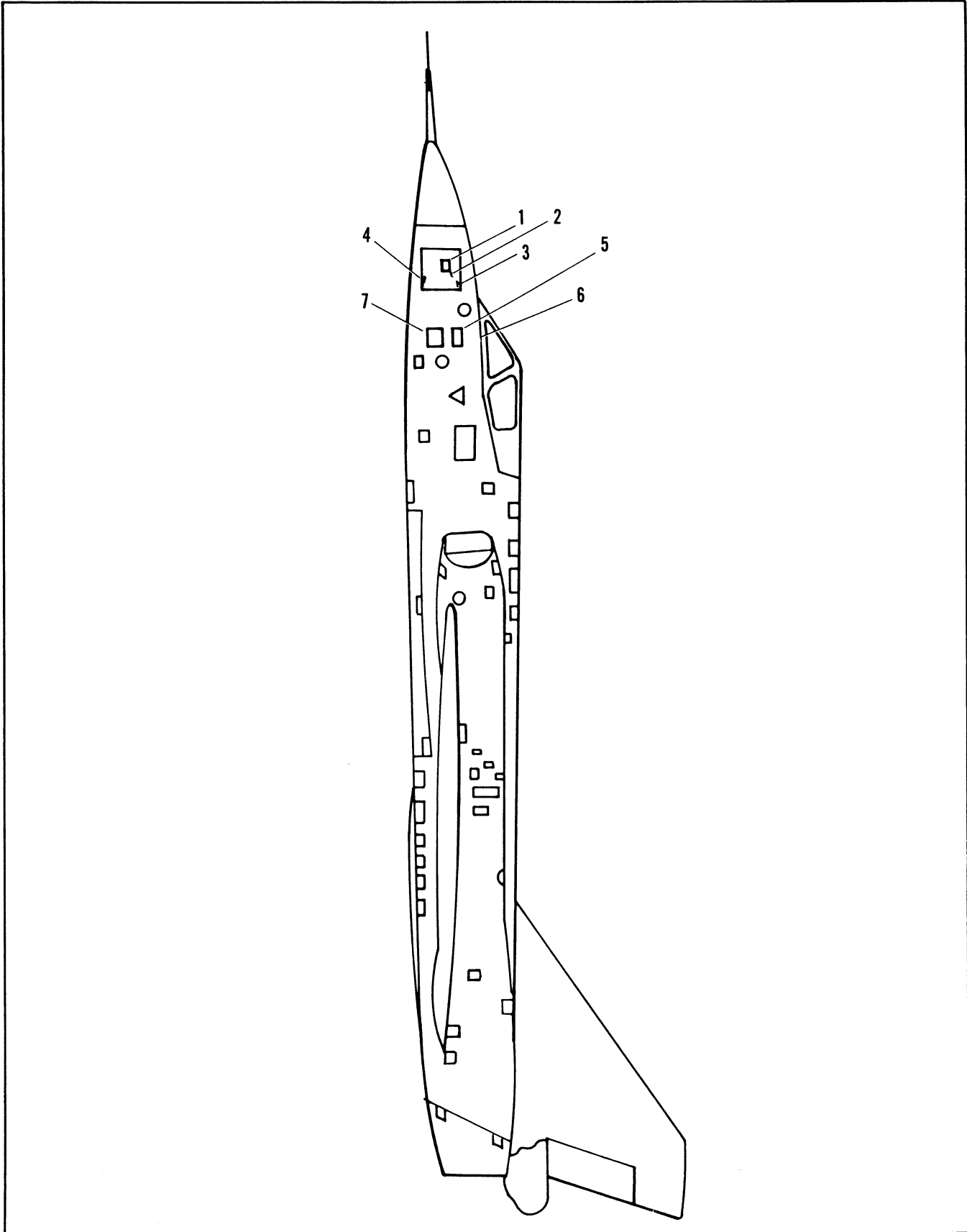


Figure 2.21-2 Fuselage External Markings (Sheet 1 of 11)

| FIGURE AND INDEX NUMBER | PART NUMBER | DESCRIPTION   | UNITS PER ASSY. | USABLE ON CODE |    |
|-------------------------|-------------|---|-----------------|----------------|----|
|                         |             |   |                 | FROM           | TO |
|                         |             | 1 2 3 4 5 6   |                 |                |    |
| 2.21-2- 1               | BT-58       | *1  | 1               |                |    |
| - 2                     | 63B34025    | DECAL, BLACK LETTERS ON GREY BACKGROUND<br>DECAL, RED LETTERS ON WHITE BACKGROUND<br>WARNING  | 1               |                |    |
| - 3                     |             | PRECISION INSTRUMENT DO NOT HANDLE<br>STENCIL, RED LETTERS SURROUNDED BY RED BORDER<br>CAUTION - TO CLOSE CANOPY ACTUATE SWITCH AND STOP<br>CANOPY 2 TO 6 IN. ABOVE SILL. THEN TOGGLE TO FULL<br>CLOSED POSITION. EXTERNAL POWER REQUIRED. MAX.<br>OPERATING TIME 3 MIN. IN ANY 20 MIN. PERIOD. | 1               |                |    |
| - 4                     | BT-63       | *2  | 1               |                |    |
|                         |             | DECAL, RED LETTERS ON WHITE BACKGROUND<br>CAUTION<br>STAND CLEAR OF VENT PORT AREA DURING<br>RECHARGING LIQUID OXYGEN CONVERTER FILLER<br>AT STA. 124.00.   |                 |                |    |
|                         | BT-135      | *2  |                 |                |    |
|                         |             | DECAL, RED ARROW ON WHITE BACKGROUND<br>RED ARROW   |                 |                |    |
| - 5                     | BT-74       | *3  | 1               |                |    |
|                         | BT-73       | *3  | 1               |                |    |
|                         |             | DECAL, BLACK LETTERS ON GREY BACKGROUND<br>OPEN CANOPY SWITCH INSIDE DOOR CLOSE<br>DECAL, RED LETTERS ON WHITE BACKGROUND<br>EMERGENCY DOOR CANOPY UNLATCH<br>1. OPEN DOOR<br>2. PULL HANDLE APPROX. 6"   |                 |                |    |
| - 6                     | 62A40953    |   | 1               |                |    |
| - 7                     |             | *4  | 1               |                |    |
|                         |             | DECAL, RED LETTERS ON WHITE BACKGROUND<br>ARMAMENT<br>STENCIL, BLACK LETTERS<br>U.S.A.F. SERIAL NO.   |                 |                |    |
|                         |             | *1 PAGE 1.029 CONVAIR STENCILING AND MARKING<br>REPORT NO. 8.00028  |                 |                |    |
|                         |             | *2 PAGE 8.262 CONVAIR STENCILING AND MARKING<br>REPORT NO. 8.00028  |                 |                |    |
|                         |             | *3 PAGE 2.136 CONVAIR STENCILING AND MARKING<br>REPORT NO. 8.00028  |                 |                |    |
|                         |             | *4 PAGE 8.175 CONVAIR STENCILING AND MARKING<br>REPORT NO. 8.00028 AND REFER TO T.O. 1-1-4  |                 |                |    |

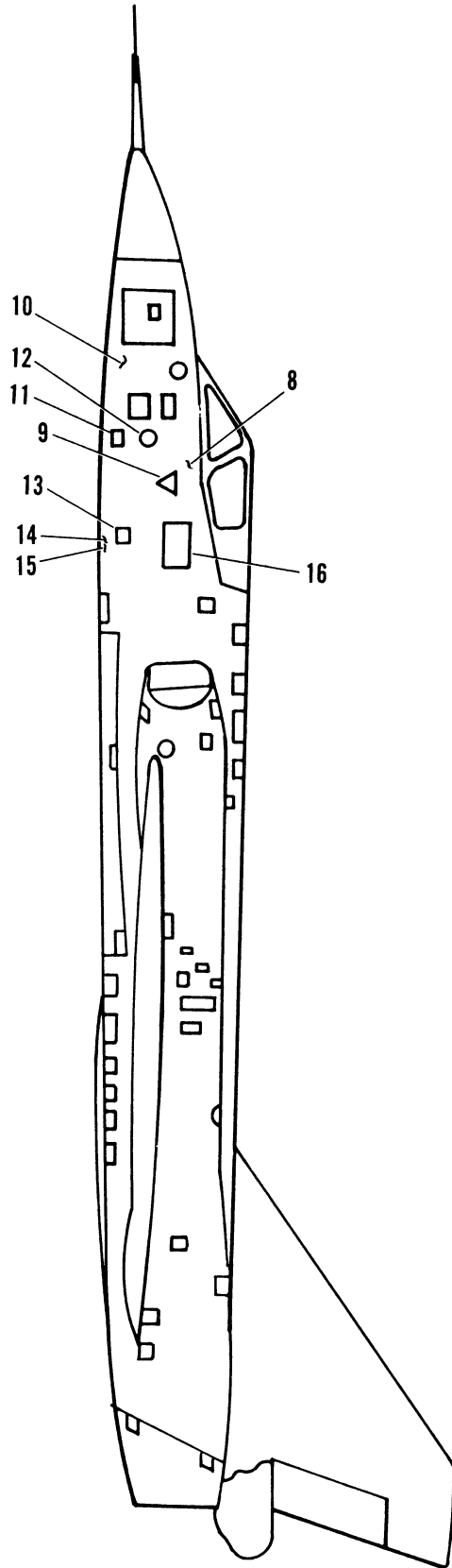


Figure 2.21-2. Fuselage External Markings (Sheet 2 of 11)

| FIGURE AND INDEX NUMBER | PART NUMBER | DESCRIPTION  | UNITS PER ASSY. | USABLE ON CODE |    |
|-------------------------|-------------|--|-----------------|----------------|----|
|                         |             |  |                 | FROM           | TO |
|                         |             | 1 2 3 4 5 6  |                 |                |    |
| 2.21-2- 8               |             | *5 STENCIL, BLACK LETTERS<br>LADDER STRIPE-YELLOW  | 1               |                |    |
| - 9                     | BT-77 A     | *6 DECAL, BLACK ON GREY; RED TRIA; WHITE ON<br>RED; RED ON GREY<br>DANGER-WARNING  |                 |                |    |
| - 10                    | BT-69       | *7 EJECTION SEAT - THIS AIRCRAFT CONTAINS<br>CARTRIDGE ACTUATED EMERGENCY ESCAPE SYSTEM<br>EQUIPPED WITH AN EXPLOSIVE CHARGE<br>DECAL, BLACK LETTERS ON GREY BACKGROUND<br>CABIN PRESSURE STATIC PORT.<br>DO NOT PLUG OR DEFORM HOLES. AREA WITHIN<br>CIRCLE MUST BE SMOOTH & CLEAN. | 2               |                |    |
| - 11                    | BT-65       | *8 DECAL, RED LETTERS ON WHITE BACKGROUND<br>LIQUID OXYGEN   | 1               |                |    |
|                         | BT-75       | *9 CAUTION<br>KEEP CLEAN, DRY AND FREE OF ALL OILS<br>DECAL, RED LETTERS ON WHITE BACKGROUND<br>LIQUID OXYGEN (BREATHING) FILLER VALVE<br>FILLING LIQUID 25 + 5LB/SQ IN 1.8 + KGNS/<br>SQ CM   | 1               |                |    |
| - 12                    | BT-70       | *10 DECAL, BLACK LETTERS ON GREY BACKGROUND<br>DOOR 759  | 1               |                |    |
| - 13                    |             | *11 STENCIL, BLACK LETTERS<br>EXT. PWR. RECP. - PUSH TO OPEN<br>115V, 1600 CY. AC, 115/200V, 400CY, AC,<br>28VDC, 140VDC, 150VDC, 300VDC   | 1               |                |    |
| - 14                    | BT-80       | *12 DECAL, YELLOW LETTERS ON GREY BACKGROUND<br>USE SE-(1131) BETWEEN THESE LINES  | 2               |                |    |
| - 15                    | BT-78       | *13 DECAL, RED LETTERS ON WHITE BACKGROUND<br>CAUTION  | 1               |                |    |
| - 16                    | BT-82       | *14 DANGER AREA IF ENGINE IS ABOVE IDLE<br>DECAL, BLACK LETTERS ON GREY BACKGROUND<br>DOOR 209 (LH), 210 (RH)  | 2               |                |    |
|                         | BT-83       | *14 DECAL, RED LETTERS ON WHITE BACKGROUND<br>SECURE DOOR FASTENERS BEFORE START OF ENGINE   | 2               |                |    |
|                         |             | *5 PAGE 8.171 CONVAIR STENCILING AND MARKING<br>REPORT NO. 8.00028   |                 |                |    |
|                         |             | *6 PLAGE 2.181 CONVAIR STENCILING AND MARKING<br>REPORT NO. 8.00028  |                 |                |    |
|                         |             | *7 PAGE 2.083 AND 8.006 CONVAIR STENCILING<br>AND MARKING REPORT NO. 8.00028   |                 |                |    |
|                         |             | *8 PAGE 8.165 CONVAIR STENCILING AND MARKING<br>REPORT NO. 8.00028   |                 |                |    |
|                         |             | *9 PAGE 2.316 CONVAIR STENCILING AND MARKING<br>REPORT NO. 8.00028   |                 |                |    |
|                         |             | *10 PAGE 2.108 CONVAIR STENCILING AND MARKING<br>REPORT NO. 8.00028  |                 |                |    |
|                         |             | *11 PAGE 8.185 CONVAIR STENCILING AND MARKING<br>REPORT NO. 8.00028  |                 |                |    |
|                         |             | *12 PAGE 8.217 CONVAIR STENCILING AND MARKING<br>REPORT NO. 8.00028  |                 |                |    |
|                         |             | *13 PAGE 9.232 CONVAIR STENCILING AND MARKING<br>REPORT NO. 8.00028  |                 |                |    |
|                         |             | *14 PAGE 3.002 AND 3.349 CONVAIR STENCILING<br>AND MARKING REPORT NO. 8.00028  |                 |                |    |
|                         |             | *15 PAGE 2.176 CONVAIR STENCILING AND MARKING<br>REPORT NO. 8.00028  |                 |                |    |

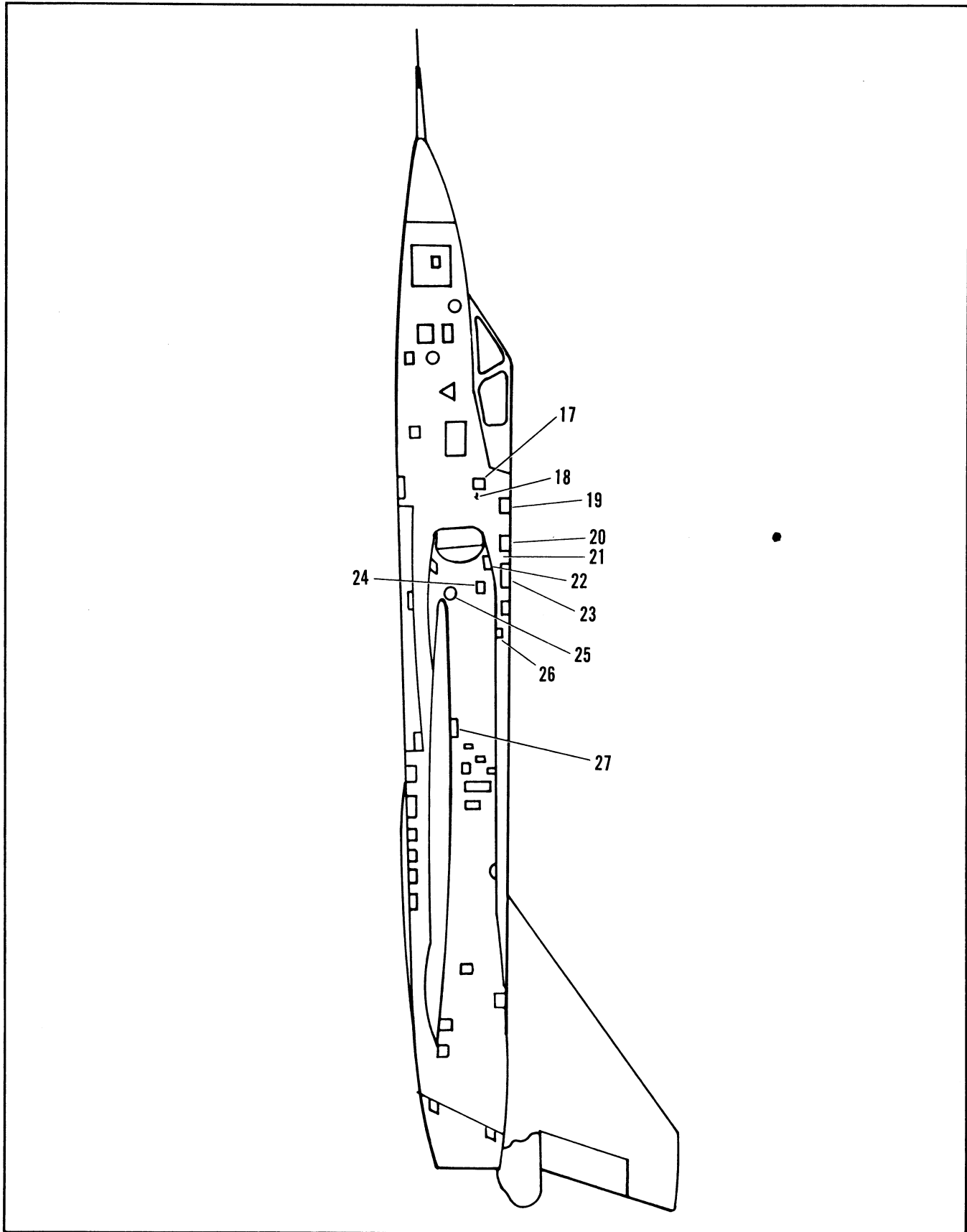


Figure 2.21-2. Fuselage External Markings (Sheet 3 of 11)



| FIGURE AND INDEX NUMBER | PART NUMBER | DESCRIPTION  | UNITS PER ASSY. | USABLE ON CODE |    |
|-------------------------|-------------|--|-----------------|----------------|----|
|                         |             |  |                 | FROM           | TO |
|                         |             | 1 2 3 4 5 6  |                 |                |    |
| 2.21-2- 17              | BT-74       | *15 DECAL, BLACK LETTERS ON GREY BACKGROUND STRUCTURE INSPECTION DOOR 76 (LH) 762 (RH)   | 1               |                |    |
| - 18                    | BT-134      | DECAL, BLACK LETTERS ON GREY BACKGROUND U.S. AIR FORCE CO. F 106A A.F. SERIAL NO. BLOCK NO. SERVICE THIS AIRCRAFT WITH JP-4 FUEL SPEC MIL-F-8624B REF T.O. 42B1-1-14 (CWS 8-93217) | 1               |                |    |
| - 19                    | BT-171      | *16 DECAL, BLACK LETTERS ON GREY BACKGROUND DOOR 231   | 1               |                |    |
| - 20                    | BT-88       |  |                 |                |    |
| - 21                    | BT-183      | *17 DECAL, BLACK LETTERS ON GREY BACKGROUND DOOR 239(LH), 240(RH)  | 2               |                |    |
| - 22                    | BT-155      | *18 DECAL, BLACK LETTERS ON GREY BACKGROUND DOOR 741 (LH), 742 (RH)  | 2               |                |    |
| - 23                    | BT-164      | *19 DECAL, BLACK LETTERS ON GREY BACKGROUND DOOR 937   | 2               |                |    |
| - 24                    | BT-152      | *20 DECAL, BLACK LETTERS ON GREY BACKGROUND DOOR 763 (LH), 764 (RH)  | 2               |                |    |
| - 25                    | 89SABR4-3S  | *21 DECAL, YELLOW LETTERS ON BLACK BACKGROUND<br>1. PUSHBUTTON TO OPEN DOOR<br>2. PULL "T" HANDLE OUT 6" TO JETTISON CANOPY  | 1               |                |    |
|                         | BT-157      | *21 DECAL, YELLOW LETTERS ON BLACK BACKGROUND RESCUE   | 1               |                |    |
|                         | BT-125      | *22 DECAL, BLACK LETTERS ON YELLOW BACKGROUND<br>WARNING<br>IF PILOTS SEAT EJECTION HANDLES ARE IN UP POSITION DO NOT USE THIS SYSTEM  | 1               |                |    |
| - 26                    | BT-166      | *23 DECAL, BLACK LETTERS ON GREY BACKGROUND DOOR 765 (LH), 766 (RH)  | 2               |                |    |
| - 27                    | BT-180      | *24 DECAL, BLACK LETTERS ON GREY BACKGROUND DOOR 799   | 1               |                |    |
|                         |             | *16 PAGE 3.507 AND 3.271 CONVAIR STENCILING AND MARKING REPORT NO. 8.00028   |                 |                |    |
|                         |             | *17 PAGE 3.014 CONVAIR STENCILING AND MARKING REPORT NO. 8.00028   |                 |                |    |
|                         |             | *18 PAGE 3.252 CONVAIR STENCILING AND MARKING REPORT NO. 8.00028   |                 |                |    |
|                         |             | *19 PAGE 3.335 CONVAIR STENCILING AND MARKING REPORT NO. 8.00028   |                 |                |    |
|                         |             | *20 PAGE 3.295 AND 3.297 CONVAIR STENCILING AND MARKING REPORT NO. 8.00028   |                 |                |    |
|                         |             | *21 PAGE 3.011 CONVAIR STENCILING AND MARKING REPORT NO. 8.00028   |                 |                |    |
|                         |             | *22 PAGE 3.368 CONVAIR STENCILING AND MARKING REPORT NO. 8.00028   |                 |                |    |
|                         |             | *23 PAGE 3.318 CONVAIR STENCILING AND MARKING REPORT NO. 8.00028   |                 |                |    |
|                         |             | *24 PAGE 3.338 CONVAIR STENCILING AND MARKING REPORT NO. 8.00028   |                 |                |    |

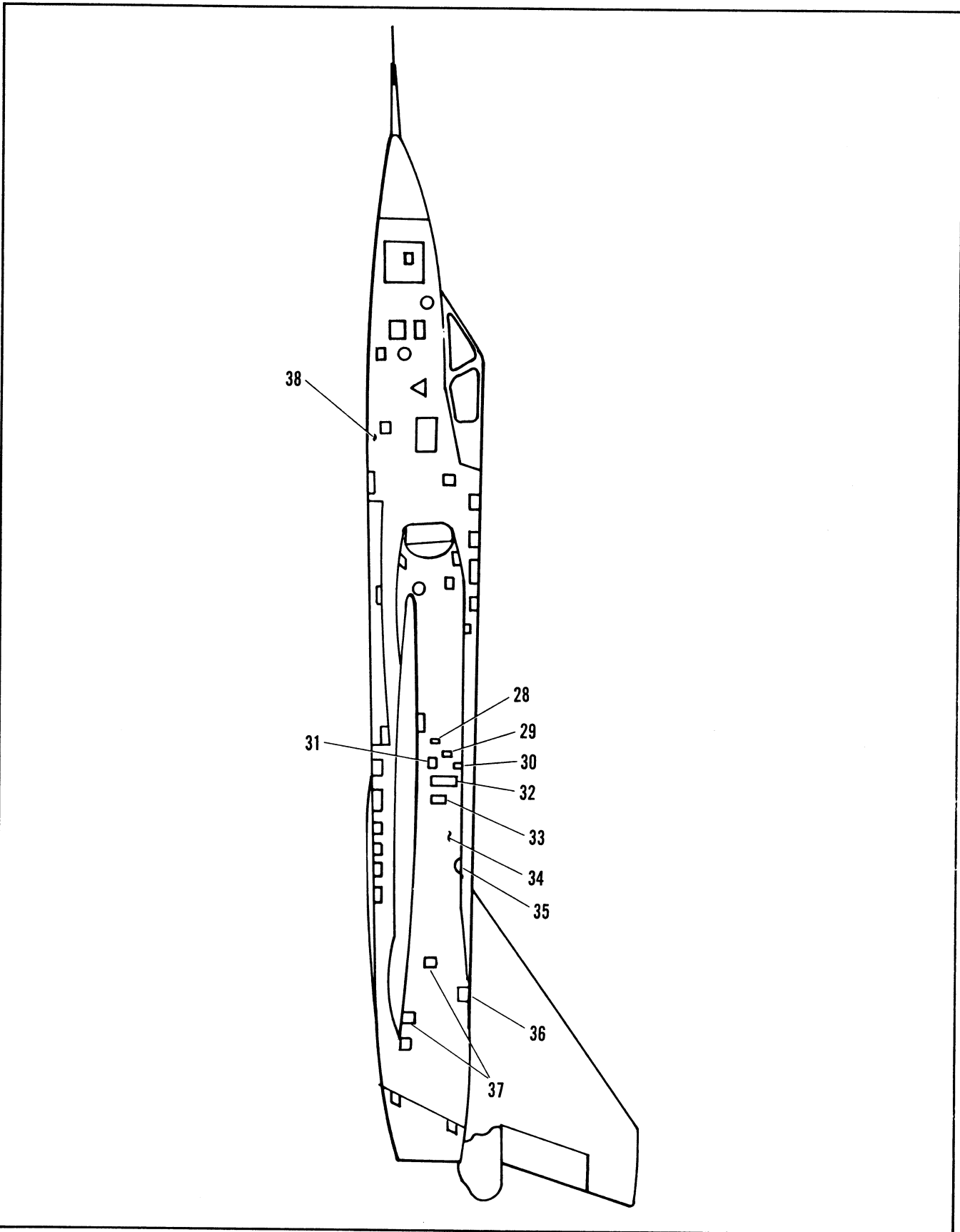


Figure 2.21-2. Fuselage External Markings (Sheet 4 of 11)

| FIGURE AND INDEX NUMBER | PART NUMBER | DESCRIPTION   | UNITS PER ASSY. | USABLE ON CODE |    |
|-------------------------|-------------|---|-----------------|----------------|----|
|                         |             |   |                 | FROM           | TO |
|                         |             | 1 2 3 4 5 6   |                 |                |    |
| 2.21-2- 28              | BT-208      | *25 DECAL, BLACK LETTERS ON GREY BACKGROUND 283 (LH), 284 (RH)  | 2               |                |    |
| - 29                    | BT-208      | *26 DECAL, BLACK LETTERS ON GREY BACKGROUND 285 (LH), 287 (RH)  | 2               |                |    |
| - 30                    | BT-161      | *27 DECAL, BLACK LETTERS ON GREY BACKGROUND DOOR 281  | 1               |                |    |
| - 31                    | BT-160      | *28 DETAL, BLACK LETTERS ON GREY BACKGROUND DOOR 271 (LH), 274 (RH)   | 2               |                |    |
| - 32                    | BT-185      | *29 DECAL, BLACK LETTERS ON GREY BACKGROUND DOOR 277  | 1               |                |    |
| - 33                    | BT-172      | *30 DECAL, BLACK LETTERS ON GREY BACKGROUND DOOR 297 (LH), 298 (RH)   | 2               |                |    |
| - 34                    | BT0176      | *31 DECAL, BLACK LETTERS ON GREY BACKGROUND AMBIENT PRESSURE ENGINE & ACCESSORY COMPARTMENT PRESSURE CONTROL NORMAL SENSOR                                    | 1               |                |    |
| - 35                    | BT-174      | *32 DECAL, BLACK LETTERS ON GREY BACKGROUND OIL FILLER CAPACITY 4.5 U.S. GALLONS, USE MIL-I-7808 CAUTION-INSURE FILLER CAP IS LOCKED PRIOR TO INSTALLING DOOR | 1               |                |    |
| - 36                    | BT-178      | *33 DECAL, BLACK LETTERS ON GREY BACKGROUND DOOR 319 (LH), 320 (RH)   | 2               |                |    |
|                         | BT-178      | *34 DECAL, BLACK LETTERS ON GREY BACKGROUND DOOR 323 (LH), 324 (RH)   | 2               |                |    |
| - 37                    | BT-177      | *35 DECAL, BLACK LETTERS ON GREY BACKGROUND DOOR 325 (LH), 326 (RH)   | 2               |                |    |
| - 38                    | BT-95       | *36 DECAL, BLACK LETTERS ON GREY BACKGROUND FUEL TANK LOW POINT DRAIN, PUSH TO DRAIN  | 1               |                |    |
|                         |             | *25 PAGE 3.189 CONVAIR STENCILING AND MARKING REPORT NO. 8.00028  |                 |                |    |
|                         |             | *26 PAGE 3.188 AND 3.187 CONVAIR STENCILING AND MARKING REPORT NO. 8.00028  |                 |                |    |
|                         |             | *27 PAGE 3.244 CONVAIR STENCILING AND MARKING REPORT NO. 8.00028  |                 |                |    |
|                         |             | *28 PAGE 3.243 AND 3.242 CONVAIR STENCILING AND MARKING REPORT NO. 8.00028  |                 |                |    |
|                         |             | *29 PAGE 3.044 CONVAIR STENCILING AND MARKING REPORT NO. 8.00028  |                 |                |    |
|                         |             | *30 PAGE 4.006 CONVAIR STENCILING AND MARKING REPORT NO. 8.00028  |                 |                |    |
|                         |             | *31 PAGE 4.073 CONVAIR STENCILING AND MARKING REPORT NO. 8.00028  |                 |                |    |
|                         |             | *32 PAGE 4.025 CONVAIR STENCILING AND MARKING REPORT NO. 8.00028  |                 |                |    |
|                         |             | *33 PAGE 5.005 CONVAIR STENCILING AND MARKING REPORT NO. 8.00028  |                 |                |    |
|                         |             | *34 PAGE 5.000 CONVAIR STENCILING AND MARKING REPORT NO. 8.00028  |                 |                |    |
|                         |             | *35 PAGE 5.004 CONVAIR STENCILING AND MARKING REPORT NO. 8.00028  |                 |                |    |
|                         |             | *36 PAGE 3.125 CONVAIR STENCILING AND MARKING REPORT NO. 8.00028  |                 |                |    |

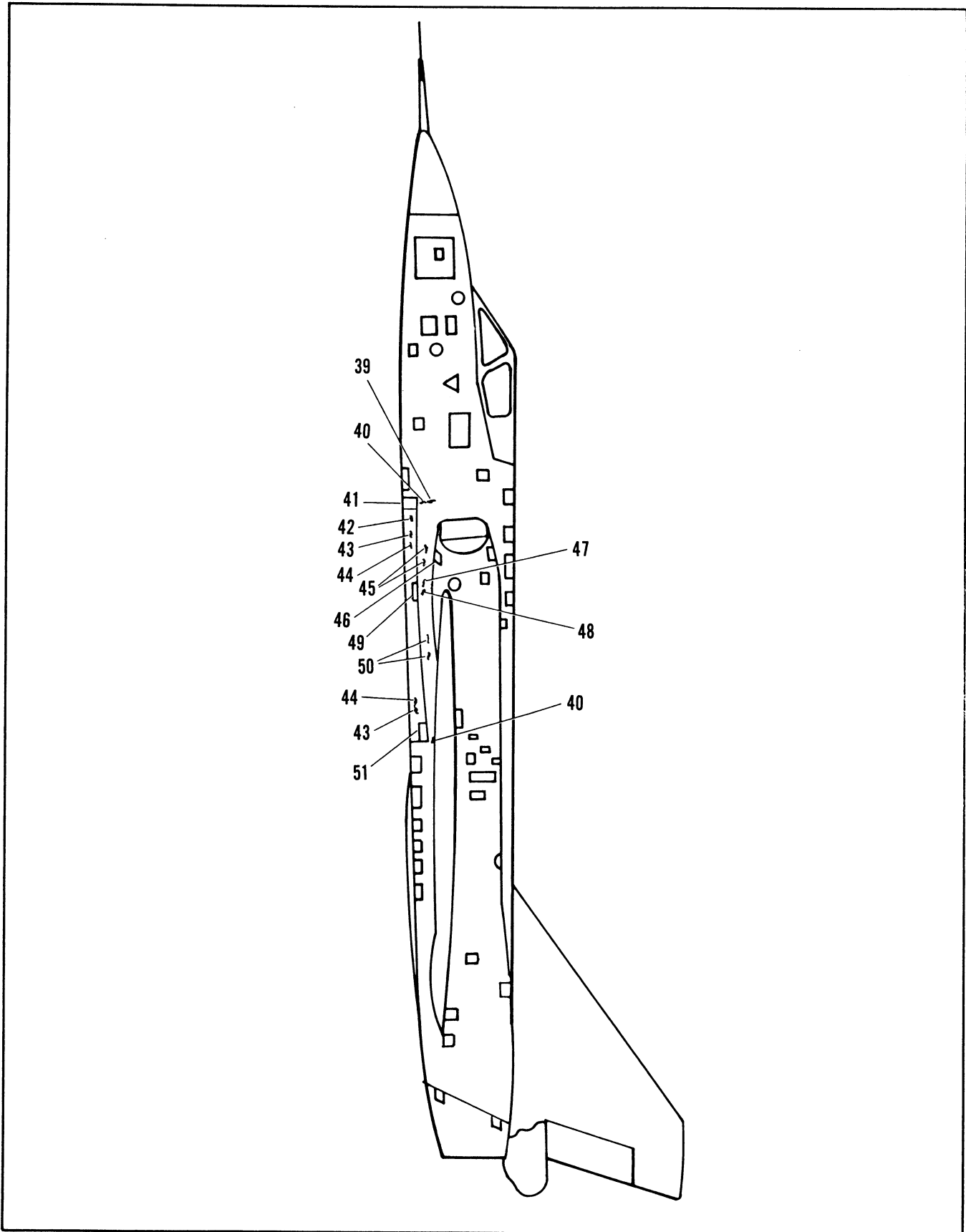


Figure 2.21-2. Fuselage External Markings (Sheet 5 of 11)

| FIGURE AND INDEX NUMBER | PART NUMBER | DESCRIPTION   | UNITS PER ASSY. | USABLE ON CODE |    |
|-------------------------|-------------|---|-----------------|----------------|----|
|                         |             |   |                 | FROM           | TO |
|                         |             | 1 2 3 4 5 6   |                 |                |    |
| 2.21-2- 39              | NO NUMBER   | STENCIL, BLACK LETTERS<br>MOISTURE VENT   | 1               |                |    |
| - 40                    | BT-84 *37   | DECAL, RED LETTERS ON WHITE BACKGROUND<br>DANGER FAST ACTING DOORS  | 4               |                |    |
| - 41                    | BT-88 *38   | DECAL, BLACK LETTERS ON GREY BACKGROUND<br>DOOR 749 (LH), 750 (RH)  | 2               |                |    |
| - 42                    | BT-104 *39  | DECAL, BLACK LETTERS ON GREY BACKGROUND<br>NO STEP  | 2               |                |    |
| - 43                    | 64D33113-7  | DECAL, RED LETTERS ON WHITE BACKGROUND<br>BEFORE ENTERING BAY REMOVE POWER - INSTALL<br>LOCKS             | 8               |                |    |
| - 44                    | BT-93 *40   | DECAL, RED LETTERS/BLACK LETTERS ON GREY<br>BACKGROUND  | 8               |                |    |
|                         |             | WARNING<br>ARMAMENT GEAR UPLATCH HOOKS MUST BE UNLATCHED<br>BEFORE RETRACTING GEARS                       |                 |                |    |
| - 45                    | BT-97 *41   | DECAL, BLACK LETTERS ON GREY BACKGROUND<br>VARIABLE RAMP OVERBOARD DRAINS                                 | 1               |                |    |
| - 46                    | BT-101 *42  | DECAL, BLACK LETTERS ON GREY BACKGROUND<br>DOOR 743 (LH), 744 (RH)  | 2               |                |    |
| - 47                    | BT-90 *43   | DECAL, BLACK LETTERS ON GREY BACKGROUND<br>AMBIENT PRESSURE SENSING LINE LOW POINT<br>DRAIN PUSH TO DRAIN | 2               |                |    |
| - 48                    | BT-91 *43   | DECAL, BLACK LETTERS ON GREY BACKGROUND<br>WING TO F TANK VENT LINE LOW POINT DRAIN<br>PUSH TO DRAIN      | 2               |                |    |
| - 49                    | BT-88 *44   | DECAL, BLACK LETTERS ON GREY BACKGROUND<br>DOOR 751 (LH), 752 (RH)  | 2               |                |    |
| - 50                    | BT-92 *45   | DECAL, BLACK LETTERS ON GREY BACKGROUND<br>C.G. TRANSFER LINE LOW POINT DRAIN<br>PUSH TO DRAIN            | 2               |                |    |
| - 51                    | BT-87 *46   | DECAL, BLACK LETTERS ON GREY BACKGROUND<br>DOOR 753 (LH), 754 (RH)  | 2               |                |    |
|                         |             | *37 PAGE 3.323; 3.102 AND 9.231 CONVAIR<br>STENCILING AND MARKING REPORT NO. 8.00028                      |                 |                |    |
|                         |             | *38 PAGE 3.101 CONVAIR STENCILING AND MARKING<br>REPORT NO. 8.00028                                       |                 |                |    |
|                         |             | *39 PAGE 3.352 CONVAIR STENCILING AND MARKING<br>REPORT NO. 8.00028                                       |                 |                |    |
|                         |             | *40 PAGE 3.111 CONVAIR STENCILING AND MARKING<br>REPORT NO. 8.00028                                       |                 |                |    |
|                         |             | *41 PAGE 3.255 AND 9.327 CONVAIR STENCILING<br>AND MARKING REPORT NO. 8.00028                             |                 |                |    |
|                         |             | *42 PAGE 3.291 CONVAIR STENCILING AND MARKING<br>REPORT NO. 8.00028                                       |                 |                |    |
|                         |             | *43 PAGE 3.107; 3.374 AND 9.358 CONVAIR<br>STENCILING AND MARKING REPORT NO. 8.00028                      |                 |                |    |
|                         |             | *44 PAGE 3.100 CONVAIR STENCILING AND MARKING<br>REPORT NO. 8.00028                                       |                 |                |    |
|                         |             | *45 PAGE 3.108 AND 9.147 CONVAIR STENCILING<br>AND MARKING REPORT NO. 8.00028                             |                 |                |    |
|                         |             | *46 PAGE 3.088 CONVAIR STENCILING AND MARKING<br>REPORT NO. 8.00028                                       |                 |                |    |

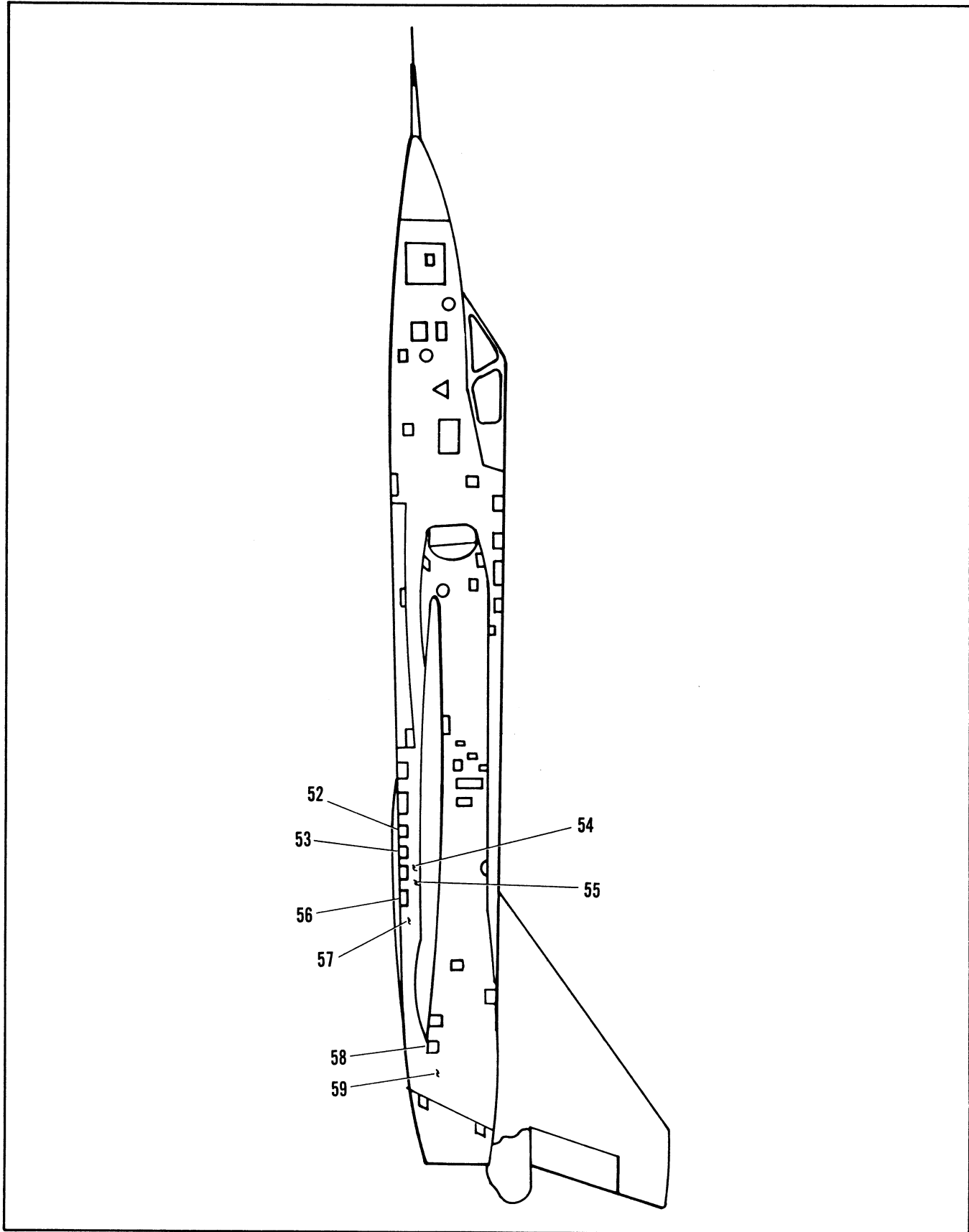


Figure 2.21-2. Fuselage External Markings (Sheet 6 of 11)

| FIGURE AND INDEX NUMBER | PART NUMBER | DESCRIPTION  | UNITS PER ASSY. | USABLE ON CODE |    |
|-------------------------|-------------|--|-----------------|----------------|----|
|                         |             |  |                 | FROM           | TO |
|                         |             | 1 2 3 4 5 6  |                 |                |    |
| 2.21-2- 52              | BT-110      | *47 DECAL, RED LETTERS ON WHITE BACKGROUND EMERGENCY FIRE DOOR                       | 1               |                |    |
|                         | BT-110-1    | *47 DECAL, RED LETTERS ON WHITE BACKGROUND PUS TO INSERT FIRE NOZZLE                 | 1               |                |    |
| - 53                    | BT-111      | *48 DECAL, BLACK LETTERS ON GREY BACKGROUND DOOR 303                                 | 1               |                |    |
| - 54                    | BT-123      | DECAL, BLACK LETTERS ON WHITE BACKGROUND   | 2               |                |    |
| - 55                    | BT-142-S    | *49 DECAL, RED LETTERS ON WHITE BACKGROUND WARNING                                   | 2               |                |    |
|                         |             | DURING STARTS STAND FWD OF AMIN LANDING GEAR AND CLEAR OF WING LEADING EDGE          |                 |                |    |
| - 56                    | BT-131      | *50 DECAL, BLACK LETTERS ON GREY BACKGROUND DOOR 321 (LH), 322 (RH)                  | 2               |                |    |
| - 57                    | MS27606-1   | *51 DECAL, BLACK LETTERS ON YELLOW BACKGROUND GROUND HERE-MASSE ICT                  | 3               |                |    |
| - 58                    | NO NUMBER   | STENCIL, BLACK LETTERS DOOR 2001   | 1               |                |    |
| - 59                    | BT-133      | *52 DECAL, BLACK LETTERS ON GREY BACKGROUND BATTERY LOCATION NOSE WHEEL WELL RH SIDE | 1               |                |    |
|                         |             | *47 PAGE 4.010 CONVAIR STENCILING AND MARKING REPORT NO. 8.00028                     |                 |                |    |
|                         |             | *48 PAGE 4.011 CONVAIR STENCILING AND MARKING REPORT NO. 8.00028                     |                 |                |    |
|                         |             | *49 PAGE 4.027 CONVAIR STENCILING AND MARKING REPORT NO. 8.00028                     |                 |                |    |
|                         |             | *50 PAGE 5.007 CONVAIR STENCILING AND MARKING REPORT NO. 8.00028                     |                 |                |    |
|                         |             | *61 PAGE 3.360 CONVAIR STENCILING AND MARKING REPORT NO. 8.00028                     |                 |                |    |
|                         |             | *52 PAGE 5.016 CONVAIR STENCILING AND MARKING REPORT NO. 8.00028                     |                 |                |    |

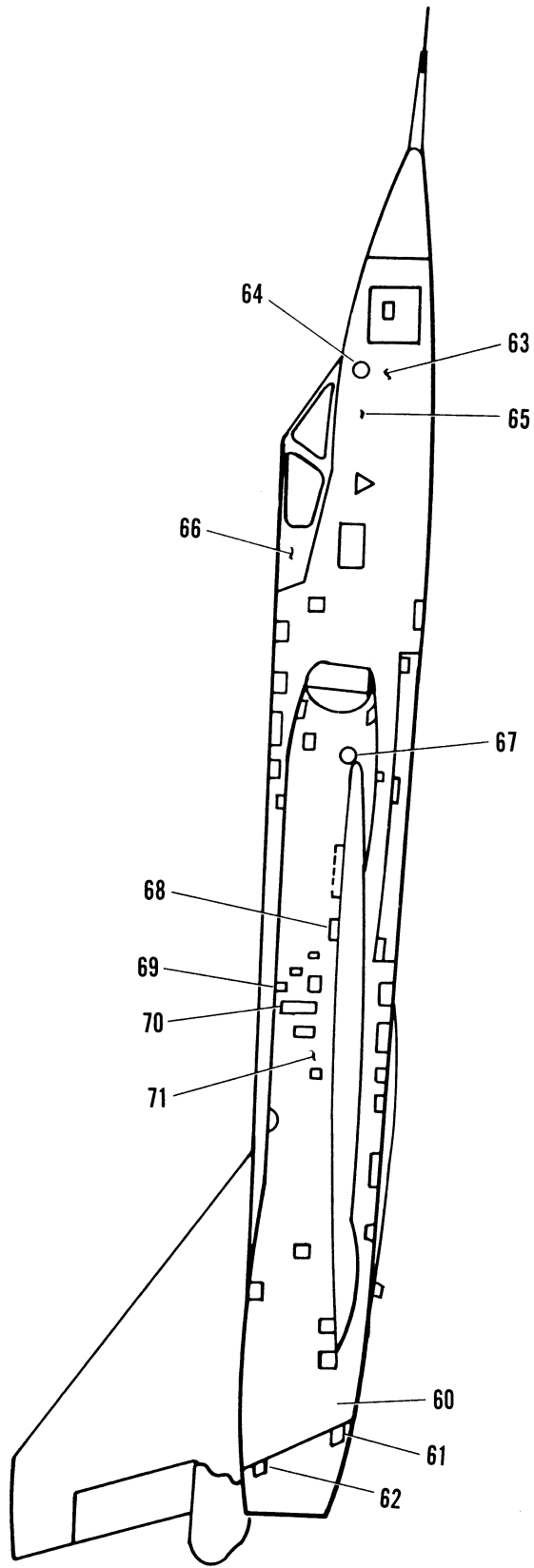


Figure 2.21-2. Fuselage External Markings (Sheet 7 of 11)



| FIGURE AND INDEX NUMBER | PART NUMBER | DESCRIPTION   | UNITS PER ASSY. | USABLE ON CODE |    |
|-------------------------|-------------|---|-----------------|----------------|----|
|                         |             |   |                 | FROM           | TO |
| 2.21-2- 60              | NO NUMBER   | 1 2 3 4 5 6<br>STENCIL, RED LETTERS<br>WARNING  | 2               |                |    |
| - 61                    | BT-130 *53  | KEEP CLEAR<br>DECAL, BLACK LETTERS ON GREY BACKGROUND<br>DOOR 335(LH), 336(RH)  | 2               |                |    |
|                         | BT-134 *53  | DECAL, BLACK LETTERS ON GREY BACKGROUND<br>DOOR 335 (LH), 336 (RH)  | 2               |                |    |
| - 62                    | BT-180 *54  | DECAL, BLACK LETTERS ON GREY BACKGROUND<br>DOOR 33 (LH), 334 (RH)   | 2               |                |    |
| - 63                    | NO NUMBER   | STENCIL, BLACK LETTERS<br>NITROGEN SERVICE--TIME SERVICED--DATE--<br>TECHNICIAN   |                 |                |    |
| - 64                    | BT-64 *55   | DECAL, WHITE LETTERS ON DULL BLACK BACK-<br>GROUND<br>CANOPY LATCH MECH.<br>DOOR 227  | 1               |                |    |
| - 65                    | BT-71 *56   | DECAL, RED LETTERS ON WHITE BACKGROUND<br>CANOPY UNLOCK OPPOSITE SIDE   | 1               |                |    |
| - 66                    | BT-181 *57  | DECAL, BLACK LETTERS ON GREY BACKGROUND<br>DOOR 229   | 1               |                |    |
| - 67                    | BT-96 *58   | DECAL, YELLOW LETTERS ON BLACK ON BLACK BACKGROUND<br>RESCUE EMERGENCY ENTRANCE CONTROL ON OTHER<br>SIDE                          | 1               |                |    |
| - 68                    | BT-164 *59  | DECAL, RED LETTERS ON WHITE BACKGROUND<br>WARNING<br>DOOR MUST BE INSTALLED WHEN TOWING OR TAXING<br>DOOR 736                     | 1               |                |    |
| - 69                    | BT-210 *60  | DECAL, BLACK LETTERS ON GREY BACKGROUND<br>DOOR 273   | 1               |                |    |
| - 70                    | BT-184 *61  | DECAL, BLACK LETTERS ON GREY BACKGROUND<br>DOOR 275   | 1               |                |    |
| - 71                    | BT-175 *62  | DECAL, BLACK LETTERS ON GREY BACKGROUND<br>AMBIENT PRESSURE ENGINE & ACCESSORY COM-<br>PARTMENT PRESSURE CONTROL EMERGENCY SENSOR | 1               |                |    |
|                         |             | *53 PAGE 5.028 CONVAIR STENCILING AND MARKING<br>REPORT NO. 8.00028   |                 |                |    |
|                         |             | *54 PAGE 5.027 CONVAIR STENCILING AND MARKING<br>REPOOT NO. 8.00028   |                 |                |    |
|                         |             | *55 PAGE 2.028 CONVAIR STENCILING AND MARKING<br>REPORT NO. 8.00028   |                 |                |    |
|                         |             | *56 PAGE 2.110 CONVAIR STENCILING AND MARKING<br>REPORT NO. 8.00028   |                 |                |    |
|                         |             | *57 PAGE 2.053 CONVAIR STENCILING AND MARKING<br>REPORT NO. 8.00028   |                 |                |    |
|                         |             | *58 PAGE 3.127 CONVAIR STENCILING AND MARKING<br>REPORT NO. 8.00028   |                 |                |    |
|                         |             | *59 PAGE 3.271 CONVAIR STENCILING AND MARKING<br>REPORT NO. 8.00028   |                 |                |    |
|                         |             | *60 PAGE 3.037 CONVAIR STENCILING AND MARKING<br>REPORT NO. 8.00028   |                 |                |    |
|                         |             | *61 PAGE 3.043 CONVAIR STENCILING AND MARKING<br>REPORT NO. 8.00028   |                 |                |    |
|                         |             | *62 4.074 CONVAIR STENCILING AND MARKING<br>REPORT NO. 8.00028  |                 |                |    |

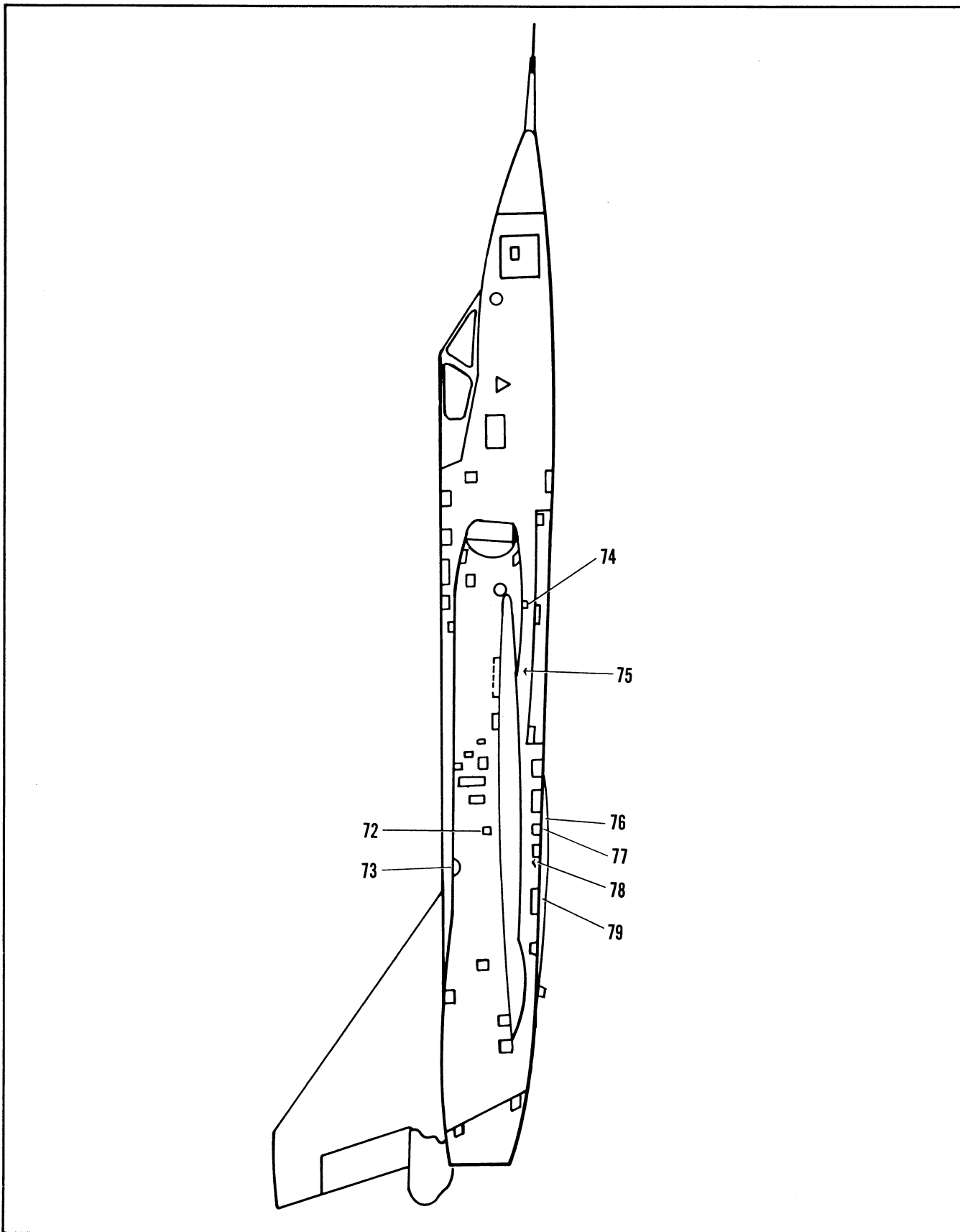


Figure 2.21-2. Fuselage External Markings (Sheet 8 of 11)

| FIGURE AND INDEX NUMBER | PART NUMBER | DESCRIPTION  | UNITS PER ASSY. | USABLE ON CODE |    |
|-------------------------|-------------|--|-----------------|----------------|----|
|                         |             |  |                 | FROM           | TO |
| 2.21-2- 72              | NO NUMBER   | STENCIL, WHITE LETTERS ON BLACK BACKGROUND<br>TANK CAPACITY 9.5 U.S. QUARTS, CONSTANT SPEED<br>ACCESSORY DRIVE OIL, SPEC MIL-I-760R. (REFER TO<br>DWG 8-90917 AND 8-01033)   | 1               |                |    |
| - 73                    | BT-173      | *63 DECAL, BLACK LETTERS ON GREY BACKGROUND  | 1               |                |    |
| - 74                    | 8043914-01  | DECAL, BLACK LETTERS ON GREY BACKGROUND<br>FUEL FILLER CAPACITY 2230 U.S. GALLONS<br>USE MIL-F-5624B GRADE JP-4. MANUAL REFUEL<br>SELECTOR VALVE LOCATION FWD INED BAY RH<br>WHEEL WELL. MANUAL REFUEL SELECTOR POSITIONS.<br>1. INTERNAL CAPACITY OF 1514 U.S. GALLONS<br>VALVE IN CLOSED POSITION. 2. INT. AND EXT.<br>CAPACITY OF 2230 U.S. GALLONS. VALVE IN OPEN<br>POSITION, NOTE-VALVE MUST BE LOCKWIRED IN<br>SELECTED REFUEL POSITION. REFER TO OPERATIONAL<br>HANDBOOK FOR DETAILED INSTRUCTIONS. NOTE-<br>FUEL QUANTITY CHANGES AS RESULT OF T.O. 1F-106-<br>1042 | 1               |                |    |
|                         | 6-00509-15  | DECAL, BLACK LETTERS ON GREY BACKGROUND<br>REFUEL EMBLEM-STAR  | 1               |                |    |
|                         | BT-89       | *66 DECAL, BLACK LETTERS ON GREY BACKGROUND<br>FUEL FILLER DRAIN   | 1               |                |    |
| - 75                    | NO NUMBER   | STENCIL, BLACK LETTERS<br>AIR REFUELING DRAIN  | 1               |                |    |
| - 76                    | BT-124      | *67 DECAL, BLACK LETTERS ON GREY BACKGROUND<br>ACCESS DRIVE VENT   | 1               |                |    |
| - 77                    | BT-127      | *68 DECAL, BLACK LETTERS ON GREY BACKGROUND<br>GENERATOR DRAIN   | 1               |                |    |
| - 78                    | BT-121      | *69 DECAL, BLACK LETTERS ON GREY BACKGROUND<br>ENGINE OIL BREATHER   | 1               |                |    |
| - 79                    | NO NUMBER   | STENCIL, RED LETTERS/BLACK LETTERS<br>CAUTION<br>DO NOT PERMIT DOOR TO SWING OPEN RAPIDLY-<br>HYD EQUIPMENT MOUNTED INSIDE.  | 1               |                |    |
|                         |             | *63 PAGE 4.007 CONVAIR STENCILING AND MARKING<br>REPORT NO. 8.00028  |                 |                |    |
|                         |             | *64 PAGE 9.015 CONVAIR STENCILING AND MARKING<br>REPORT NO. 8.00028  |                 |                |    |
|                         |             | *65 PAGE 3.351 CONVAIR STENCILING AND MARKING<br>REPORT NO. 8.00028  |                 |                |    |
|                         |             | *66 PAGE 3.105 CONVAIR STENCILING AND MARKING<br>REPORT NO. 8.00028  |                 |                |    |
|                         |             | *67 PAGE 4.038 CONVAIR STENCILING AND MARKING<br>REPORT NO. 8.00028  |                 |                |    |
|                         |             | *68 PAGE 4.075 CONVAIR STENCILING AND MARKING<br>REPORT NO. 8.00028  |                 |                |    |
|                         |             | *69 PAGE 4.030 CONVAIR STENCILING AND MARKING<br>REPORT NO. 8.00028  |                 |                |    |

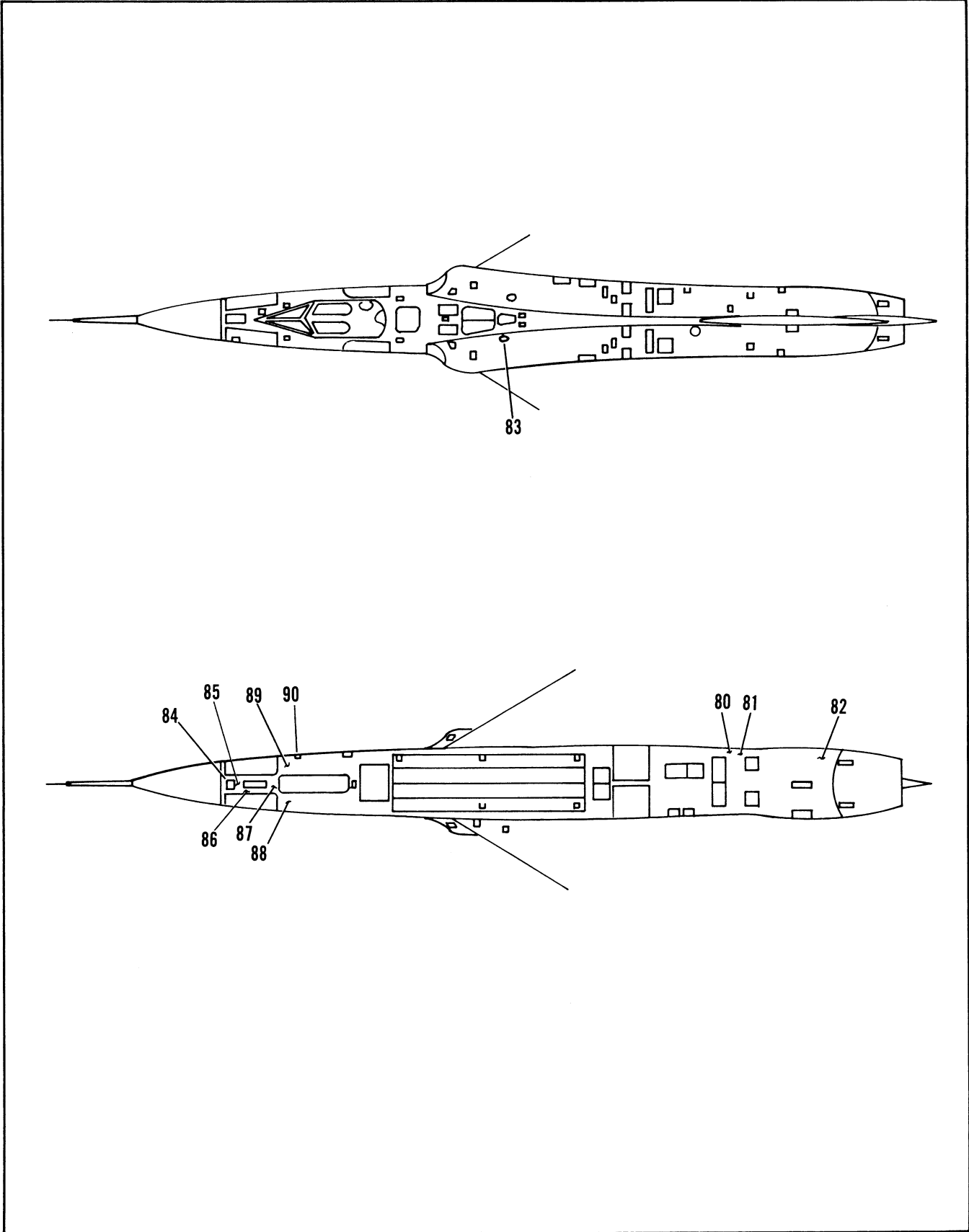


Figure 2.21-2. Fuselage External Markings (Sheet 9 of 11)

| FIGURE AND INDEX NUMBER | PART NUMBER | DESCRIPTION   | UNITS PER ASSY. | USABLE ON CODE |    |
|-------------------------|-------------|---|-----------------|----------------|----|
|                         |             |   |                 | FROM           | TO |
|                         |             | 1 2 3 4 5 6   |                 |                |    |
| 2.21-2                  | BT-126      | *70 BLACK LETTERS ON GREY BACKGROUND<br>HYD PUMP SEAL DRAIN   | 1               |                |    |
| - 80                    | BT-128      | *71 DECAL, BLACK LETTERS ON GREY BACKGROUND<br>ENGINE FUEL SUPPLY LOW POINT DRAIN VALVE.<br>PUSH TO DRAIN | 1               |                |    |
| - 81                    | BT-120      | *72 DECAL, BLACK LETTERS ON GREY BACKGROUND<br>A/B MANIFOLD DRAIN   | 1               |                |    |
| - 82                    | BT-147      | DECAL, BLACK LETTERS ON GREY BACKGROUND<br>EMERGENCY SPEED BRAKE DRAIN                                    | 1               |                |    |
| - 83                    | BT-206      | *73 DECAL, BLACK LETTERS ON GREY BACKGROUND<br>ATTACH FWD HOIST FITTING                                   | 2               |                |    |
|                         | BT-205      | *73 DECAL, BLACK LETTERS ON GREY BACKGROUND<br>LIFT   | 2               |                |    |
| - 84                    | BT-54       | *74 DECAL, BLACK LETTERS ON GREY BACKGROUND<br>DOOR 215   | 1               |                |    |
| - 85                    | BT-56       | *75 DECAL, BLACK LETTERS ON GREY BACKGROUND<br>DRAIN  | 1               |                |    |
| - 86                    | NO NUMBER   | STENCIL, BLACK LETTERS<br>I.R. SEEKER COMPT. DRAIN  | 1               |                |    |
| - 87                    | BT-57       | *76 DECAL, BLACK LETTERS ON GREY BACKGROUND<br>ATTACH JACK PAD HERE MOOR                                  | 1               |                |    |
| - 88                    | 59SAA251    | *77 DECAL, RED LETTERS ON WHITE BACKGROUND<br>CAUTION-LIQUID OXYGEN VENT                                  | 1               |                |    |
| - 89                    | BT-68       | *78 DECAL, RED/BLACK LETTERS ON GREY BACKGROUND<br>PLUMB LINE - ATTACH POINT                              | 2               |                |    |
| - 90                    | BT-146      | *79 DECAL, RED LETTERS ON WHITE BACKGROUND<br>VENT-EMERGENCY LANDING GEAR-EXTEND                          | 1               |                |    |
|                         |             | *70 PAGE 4.062 CONVAIR STENCILING AND MARKING<br>REPORT NO. 8.00028                                       |                 |                |    |
|                         |             | *71 PAGE 4.076 CONVAIR STENCILING AND MARKING<br>REPORT NO. 8.00028                                       |                 |                |    |
|                         |             | *72 PAGE 4.028 CONVAIR STENCILING AND MARKING<br>REPORT NO. 8.00028                                       |                 |                |    |
|                         |             | *73 PAGE 3.127 AND 9.35L CONVAIR STENCILING<br>AND MARKING REPORT NO. 8.00028                             |                 |                |    |
|                         |             | *74 PAGE 1.017 CONVAIR STENCILING AND MARKING<br>REPORT NO. 8.00028                                       |                 |                |    |
|                         |             | *75 PAGE 1.020 CONVAIR STENCILING AND MARKING<br>REPORT NO. 8.00028                                       |                 |                |    |
|                         |             | *76 PAGE 1.028 CONVAIR STENCILING AND MARKING<br>REPORT NO. 8.00028                                       |                 |                |    |
|                         |             | *77 PAGE 8.064 CONVAIR STENCILING AND MARKING<br>REPORT NO. 8.00028                                       |                 |                |    |
|                         |             | *78 PAGE 2.079 CONVAIR STENCILING AND MARKING<br>REPORT NO. 8.00028                                       |                 |                |    |
|                         |             | *79 PAGE 8.063 CONVAIR STENCILING AND MARKING<br>REPORT NO. 8.00028                                       |                 |                |    |

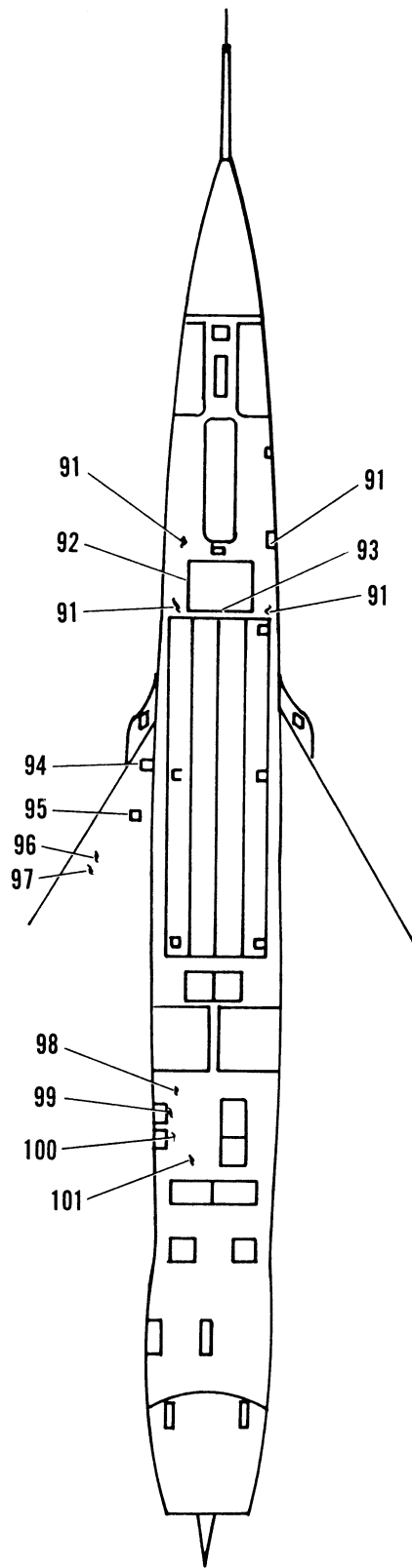


Figure 2.21-2. Fuselage External Markings (Sheet 10 of 11)

| FIGURE AND INDEX NUMBER | PART NUMBER | DESCRIPTION   | UNITS PER ASSY. | USABLE ON CODE |    |
|-------------------------|-------------|---|-----------------|----------------|----|
|                         |             |   |                 | FROM           | TO |
|                         |             | 1 2 3 4 5 6   |                 |                |    |
| 2.21-2- 91              | BT-81       | *80 DECAL, BLACK LETTERS ON GREY BACKGROUND<br>HYD. TUBE SHROUD DRAIN   | 4               |                |    |
| - 92                    | BT-72       | *81 DECAL, RED LETTERS ON WHITE BACKGROUND<br>CAUTION<br>USE EXTREME CARE WHEN OPENING ACCESS<br>DOOR HEAVY ELECT. EQUIP. MOUNTED ON DOOR | 1               |                |    |
| - 93                    | BT-144      | *82 DECAL, BLACK LETTERS ON GREY BACKGROUND<br>FUME BARRIER VENT  | 1               |                |    |
| - 94                    | BT-99       | *83 DECAL, BLACK LETTERS ON GREY BACKGROUND<br>DOOR 755   | 1               |                |    |
| - 95                    | BT-98       | *84 DECAL, BLACK LETTERS ON GREY BACKGROUND<br>DOOR 753   | 1               |                |    |
| - 96                    | BT-106      | *85 DECAL, BLACK LETTERS ON GREY BACKGROUND<br>SEQUENCE PRESS LINE DRAIN. PUSH TO DRAIN   | 1               |                |    |
| - 97                    | BT-105      | *85 DECAL, BLACK LETTERS ON GREY BACKGROUND<br>REFUEL PRESS LINE DRAIN. PUSH TO DRAIN   | 1               |                |    |
| - 98                    | NO NUMBER   | *86 STENCIL, BLACK LETTERS<br>EXH. NOX. CONT. SEAL DRAIN  | 1               |                |    |
| - 99                    | BT-112      | *87 DECAL, BLACK LETTERS ON GREY BACKGROUND<br>OIL SCUPPER DRAIN  | 1               |                |    |
| -100                    | BT-113      | *88 DECAL, BLACK LETTERS ON GREY BACKGROUND<br>C.G. PRESS. TRANSFER LINE LOW POINT DRAIN<br>PUSH TO DRAIN                                 | 1               |                |    |
| -101                    | NO NUMBER   | *89 STENCIL, BLACK LETTERS<br>GEAR BOX AND ACCESSORY DRIVE SEAL DRAIN   | 1               |                |    |
|                         |             | *80 PAGE 2.315 AND 8.244 CONVAIR STENCILING<br>AND MARKING REPORT NO. 8.00028   |                 |                |    |
|                         |             | *81 PAGE 2.128 CONVAIR STENCILING AND MARKING<br>REPORT NO. 8.00028   |                 |                |    |
|                         |             | *82 PAGE 2.323 CONVAIR STENCILING AND MARKING<br>REPORT NO. 8.00028   |                 |                |    |
|                         |             | *83 PAGE 3.276 CONVAIR STENCILING AND MARKING<br>REPORT NO. 8.00028   |                 |                |    |
|                         |             | *84 PAGE 3.275 CONVAIR STENCILING AND MARKING<br>REPORT NO. 8.00028   |                 |                |    |
|                         |             | *85 PAGE 3.356 CONVAIR STENCILING AND MARKING<br>REPORT NO. 8.00028   |                 |                |    |
|                         |             | *86 PAGE 4.095 CONVAIR STENCILING AND MARKING<br>REPORT NO. 8.00028   |                 |                |    |
|                         |             | *87 PAGE 4.023 CONVAIR STENCILING AND MARKING<br>REPORT NO. 8.00028   |                 |                |    |
|                         |             | *88 PAGE 4.023 AND 4.086 CONVAIR STENCILING<br>AND MARKING REPORT NO. 8.00028   |                 |                |    |
|                         |             | *89 PAGE 4.099 CONVAIR STENCILING AND MARKING<br>REPORT NO. 8.00028   |                 |                |    |

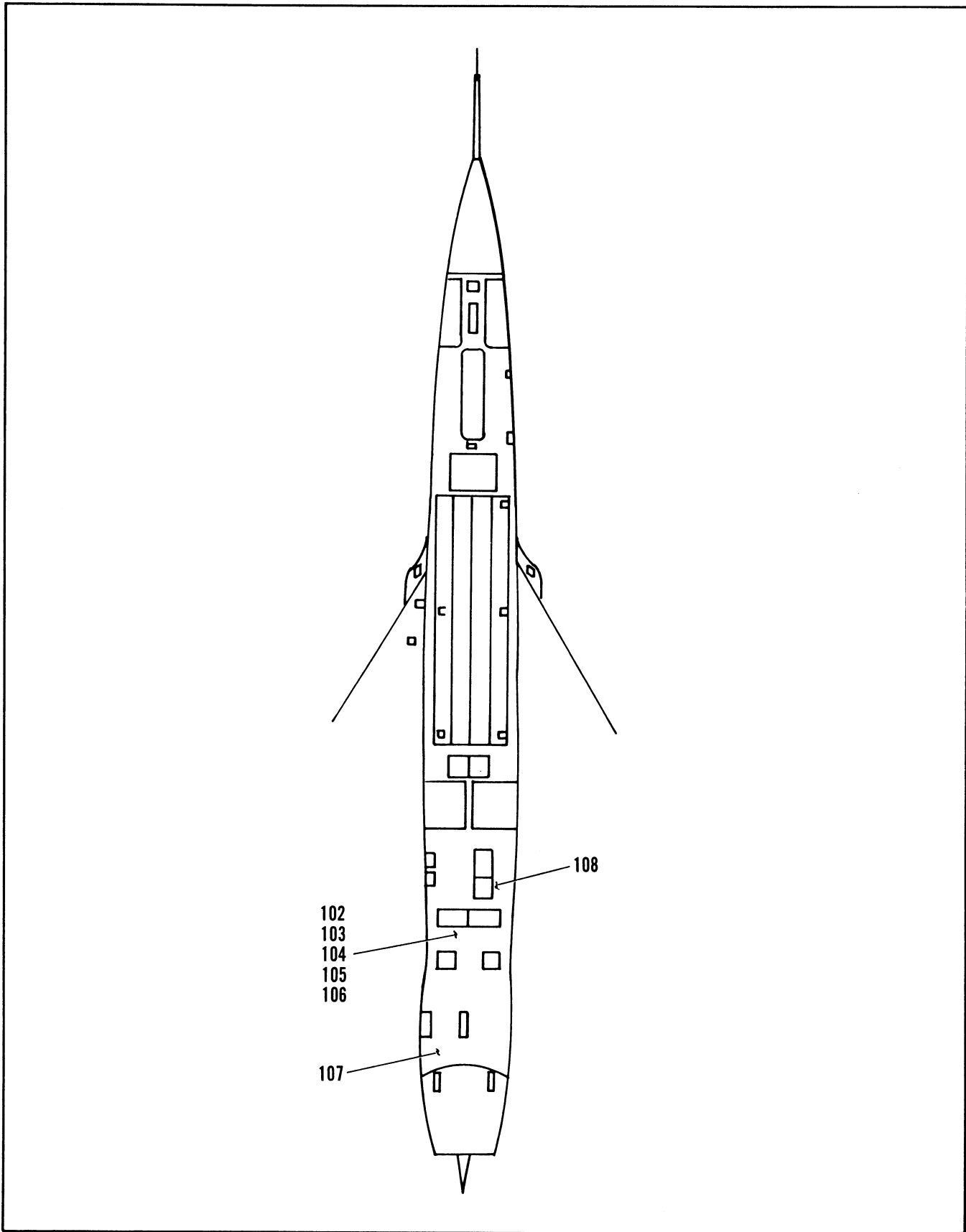


Figure 2.21-2. Fuselage External Markings (Sheet 11 of 11)



| FIGURE AND INDEX NUMBER | PART NUMBER   | DESCRIPTION   | UNITS PER ASSY. | USABLE ON CODE |    |
|-------------------------|---------------|---|-----------------|----------------|----|
|                         |               |   |                 | FROM           | TO |
|                         |               | 1 2 3 4 5 6   |                 |                |    |
| 2.21-2-102              | BT-119 *90    | DECAL, BLACK LETTERS ON GREY BACKGROUND<br>EQUALIZER FUEL LINE LOW POINT DRAIN<br>PUSH TO DRAIN | 1               |                |    |
| -103                    | BT-117 *91    | DECAL, BLACK LETTERS ON GREY BACKGROUND<br>FUEL CONTROL DRAIN                                   | 1               |                |    |
| -104                    | BT-116 *91    | DECAL, BLACK LETTERS ON GREY BACKGROUND<br>FWD SHROUD DRAIN                                     | 1               |                |    |
| -105                    | BT-115 *91    | DECAL, BLACK LETTERS ON GREY BACKGROUND<br>COMBUSTION MANIFOLD DRAIN                            | 1               |                |    |
| -106                    | BT-114 *92    | DECAL, BLACK LETTERS ON GREY BACKGROUND<br>C.G. AIRFILTER LINE LOW POINT DRAIN<br>PUSH TO DRAIN | 1               |                |    |
| -107                    | BT-132 *93    | DECAL, BLACK LETTERS ON GREY BACKGROUND<br>AB DUCT DRAIN AFT SHROUD DRAIN                       | 1               |                |    |
| -108                    | NO NUMBER *49 | RED STRIPE PAINTED AROUND BOTTOM OF<br>FUSELAGE AND RED RING AROUND STARTER<br>EXHAUST OUTLET   |                 |                |    |
|                         |               | *90 PAGE 4.028 CONVAIR STENCILING AND MARKING<br>REPORT NO. 8.00028                             |                 |                |    |
|                         |               | *91 PAGE 4.039 AND 4.024 CONVAIR STENCILING<br>AND MARKING REPORT NO. 8.00028                   |                 |                |    |
|                         |               | *92 PAGE 4.024 CONVAIR STENCILING AND MARKING<br>REPORT NO. 8.00028                             |                 |                |    |
|                         |               | *93 PAGE 5.011 CONVAIR STENCILING AND MARKING<br>REPORT NO. 8.00028                             |                 |                |    |

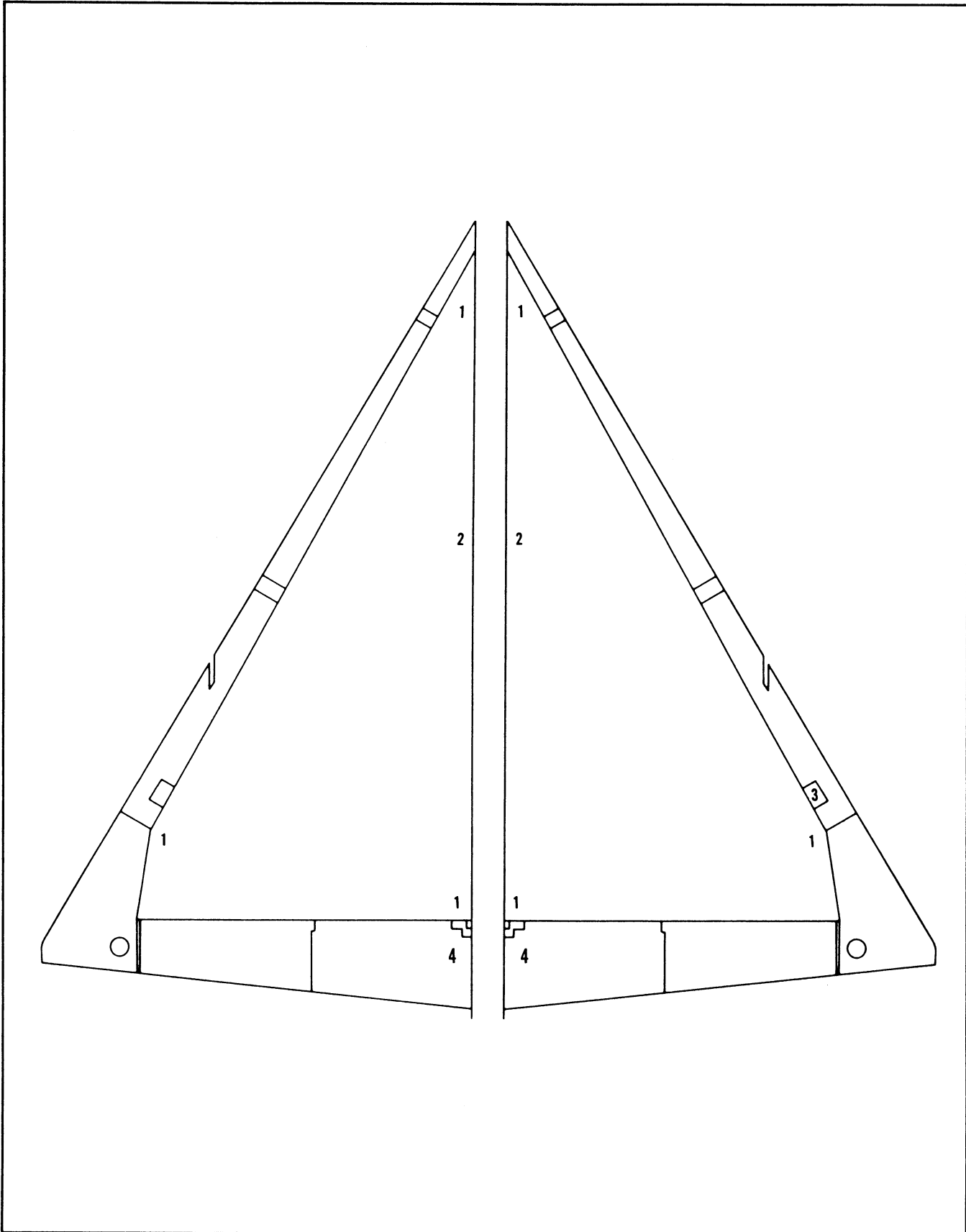


Figure 2.21-3. Wing, Upper Surface Markings

| FIGURE AND INDEX NUMBER | PART NUMBER | DESCRIPTION  | UNITS PER ASSY. | USABLE ON CODE |    |
|-------------------------|-------------|--|-----------------|----------------|----|
|                         |             |  |                 | FROM           | TO |
|                         |             | 1 2 3 4 5 6  |                 |                |    |
| 2.21-3-1                | BT-202      | *1 DECAL, BLACK LETTERS ON GREY BACKGROUND<br>LIFT                                       | 6               |                |    |
| - 2                     | BT-207      | *2 WING ASSY ONLY<br>DECAL, BLACK LETTERS ON GREY BACKGROUND<br>ATTACH AFT HOIST FITTING | 2               |                |    |
|                         | BT-205      | *2 DECAL, BLACK LETTERS ON GREY BACKGROUND<br>LIFT                                       | 2               |                |    |
| - 3                     | BT-201      | *3 DECAL, BLACK LETTERS ON GREY BACKGROUND<br>DOOR 760                                   | 1               |                |    |
|                         | 71-0023     | *4 DECAL, SCREW IDENTIFICATION   | 1               |                |    |
| - 4                     | BT-203      | *4 DECAL, BLACK LETTERS ON GREY BACKGROUND<br>DOOR 63 (LH) 64 (RH)                       | 2               |                |    |
|                         | 71-0022     | *4 DECAL, SCREW IDENTIFICATION   | 2               |                |    |
|                         |             | *1 PAGE 3.113; 3.280 AND 5.013 CONVAIR MARKING<br>AND STENCILING REPORT NO. 8.00028      |                 |                |    |
|                         |             | *2 PAGE 6.168 CONVAIR MARKING AND STENCILING<br>REPORT NO. 8.00028                       |                 |                |    |
|                         |             | *3 PAGE 7.010 CONVAIR MARKING AND STENCILING<br>REPORT NO. 8.00028                       |                 |                |    |
|                         |             | *4 PAGE 4.048 CONVAIR MARKING AND STENCILING<br>REPORT NO. 8.00028                       |                 |                |    |

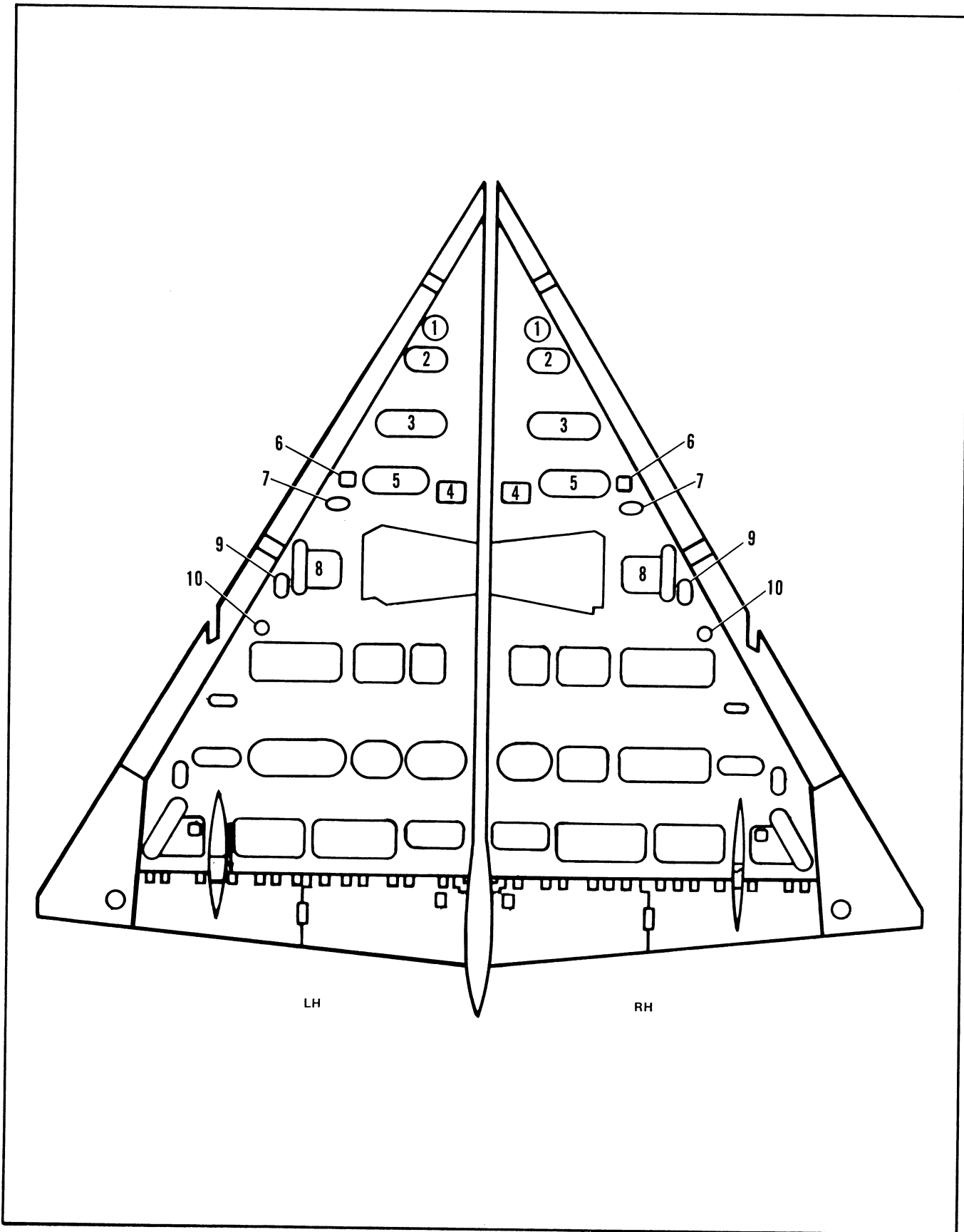


Figure 2.21-4. Wing, Lower Surface Markings (Sheet 1 of 5)

| FIGURE AND INDEX NUMBER | PART NUMBER |     | DESCRIPTION  | UNITS PER ASSY. | USABLE ON CODE |    |
|-------------------------|-------------|-----|--|-----------------|----------------|----|
|                         |             |     |  |                 | FROM           | TO |
|                         |             |     | 1 2 3 4 5 6  |                 |                |    |
| 2.21-4- 1               | BT-227      | *1  | DECAL, BLACK LETTERS ON GREY BACKGROUND DOOR 1 (RH), 2 (LH)                | 2               |                |    |
|                         | 71-0001     |     | DECAL, SCREW IDENTIFICATION  | 2               |                |    |
| - 2                     | BT-228      | *2  | DECAL, BLACK LETTERS ON GREY BACKGROUND DOOR 3 (LH), 4 (RH)                | 2               |                |    |
|                         | 71-0002     |     | DECAL, SCREW IDENTIFICATION  | 2               |                |    |
| - 3                     | BT-258      | *3  | DECAL, BLACK LETTERS ON GREY BACKGROUND DOOR 5 (LH), 6 (RH)                | 2               |                |    |
|                         | 71-0004     |     | DECAL, SCREW IDENTIFICATION  | 2               |                |    |
| - 4                     | BT-229      | *4  | DECAL, BLACK LETTERS ON GREY BACKGROUND DOOR 7 (LH), 8 (RH)                | 2               |                |    |
|                         | 71-0001     |     | DECAL, SCREW IDENTIFICATION  | 2               |                |    |
| - 5                     | BT-259      | *5  | DECAL, BLACK LETTERS ON GREY BACKGROUND DOOR 9 (LH), 10 (RH)               | 2               |                |    |
|                         | 71-0004     |     | DECAL, SCREW IDENTIFICATION  | 2               |                |    |
| - 6                     | BT-230      | *6  | DECAL, BLACK LETTERS ON GREY BACKGROUND DOOR 11 (LH), 12 (RH)              | 2               |                |    |
|                         | 71-0003     |     | DECAL, SCREW IDENTIFICATION  | 2               |                |    |
| - 7                     | BT-231      | *7  | DECAL, BLACK LETTERS ON GREY BACKGROUND DOOR 13 (LH), 14 (RH)              | 2               |                |    |
|                         | 71-0003     |     | DECAL, SCREW IDENTIFICATION  | 2               |                |    |
| - 8                     | BT-242      | *8  | DECAL, BLACK LETTERS ON GREY BACKGROUND DOOR 49 (LH), 50 (RH)              | 2               |                |    |
|                         | 71-0005     |     | DECAL, SCREW IDENTIFICATION  | 2               |                |    |
| - 9                     | BT-243      | *9  | DECAL, BLACK LETTERS ON GREY BACKGROUND DOOR 53 (LH), 54 (RH)              | 2               |                |    |
|                         | 71-0006     |     | DECAL, SCREW IDENTIFICATION  | 2               |                |    |
| - 10                    | BT-234      | *10 | DECAL, BLACK LETTERS ON GREY BACKGROUND DOOR 23 (LH), 24 (RH)              | 2               |                |    |
|                         |             |     | *1 PAGE 6.001 AND 6.002 CONVAIR MARKING AND STENCILING REPORT NO. 8.00028  |                 |                |    |
|                         |             |     | *2 PAGE 6.003 AND 6.004 CONVAIR MARKING AND STENCILING REPORT NO. 8.00028  |                 |                |    |
|                         |             |     | *3 PAGE 6.170 AND 6.005 CONVAIR MARKING AND STENCILING REPORT NO. 8.00028  |                 |                |    |
|                         |             |     | *4 PAGE 6.008 AND 6.007 CONVAIR MARKING AND STENCILING REPORT NO. 8.00028  |                 |                |    |
|                         |             |     | *5 PAGE 6.171 AND 6.010 CONVAIR MARKING AND STENCILING REPORT NO. 8.00028  |                 |                |    |
|                         |             |     | *6 PAGE 6.011 CONVAIR MARKING AND STENCILING REPORT NO. 8.00028            |                 |                |    |
|                         |             |     | *7 PAGE 6.012 CONVAIR MARKING AND STENCILING REPORT NO. 8.00028            |                 |                |    |
|                         |             |     | *8 PAGE 6.042 AND 6.043 CONVAIR MARKING AND STENCILING REPORT NO. 8.00028  |                 |                |    |
|                         |             |     | *9 PAGE 6.045 CONVAIR MARKING AND STENCILING REPORT NO. 8.00028            |                 |                |    |
|                         |             |     | *10 PAGE 6.020 AND 6.019 CONVAIR MARKING AND STENCILING REPORT NO. 8.00028 |                 |                |    |

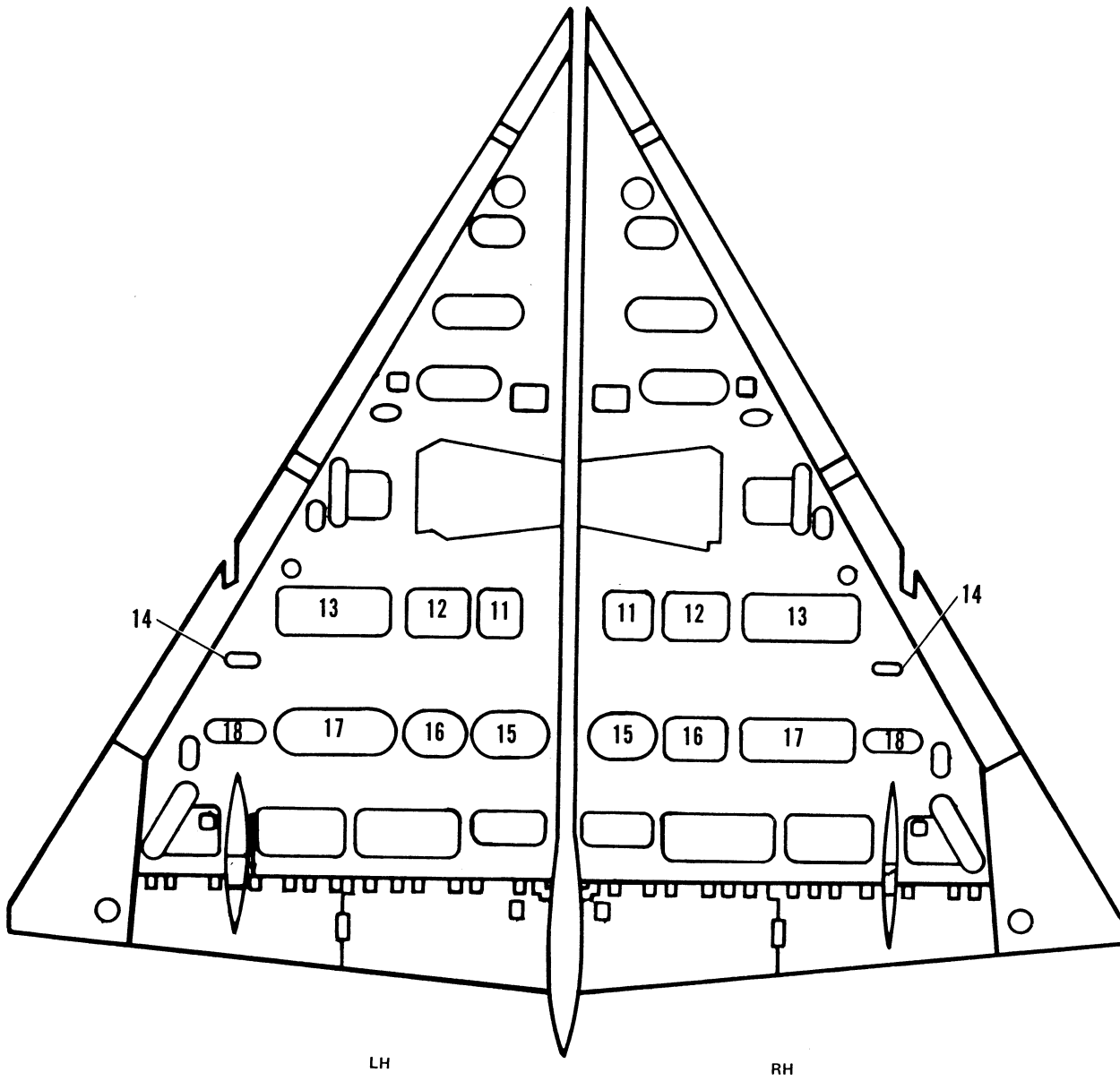


Figure 2.21-4. Wing, Lower Surface Markings (Sheet 2 of 5)

| FIGURE AND INDEX NUMBER | PART NUMBER | DESCRIPTION  | UNITS PER ASSY. | USABLE ON CODE |    |
|-------------------------|-------------|--|-----------------|----------------|----|
|                         |             |  |                 | FROM           | TO |
|                         |             | 1 2 3 4 5 6  |                 |                |    |
| 2.21-4                  | 71-0007     | DECAL, SCREW IDENTIFICATION  | 2               |                |    |
| - 11                    | BT-232 *11  | DECAL, BLACK LETTERS ON GREY BACKGROUND DOOR 17 (LH), 18 (RH)              | 2               |                |    |
|                         | 71-0008     | DECAL, SCREW IDENTIFICATION  | 2               |                |    |
| - 12                    | BT-260 *12  | DECAL, BLACK LETTERS ON GREY BACKGROUND DOOR 17 (LH), 20 (RH)              | 2               |                |    |
|                         | 71-0009     | DECAL, SCREW IDENTIFICATION  | 2               |                |    |
| - 13                    | BT-233 *13  | DECAL, BLACK LETTERS ON GREY BACKGROUND DOOR 21 (LH), 22 (RH)              | 2               |                |    |
|                         | 71-0011     | DECAL, SCREW IDENTIFICATION  | 2               |                |    |
| - 14                    | BT-238 *14  | DECAL, BLACK LETTERS ON GREY BACKGROUND DOOR 25 (LH), 26 (RH)              | 2               |                |    |
|                         | 71-0010     | DECAL, SCREW IDENTIFICATION  | 2               |                |    |
| - 15                    | BT-236 *15  | DECAL, BLACK LETTERS ON GREY BACKGROUND DOOR 27 (LH), 28 (RH)              | 2               |                |    |
|                         | 71-0009     | DECAL, SCREW IDENTIFICATION  | 2               |                |    |
| - 16                    | BT-261 *16  | DECAL, BLACK LETTERS ON GREY BACKGROUND DOOR 29 (LH), 30 (RH)              | 2               |                |    |
|                         | BT-261-1    | DECAL, BLACK LETTERS ON WHITE BACKGROUND DOOR 29 (LH), 30 (RH)             | 2               |                |    |
|                         | 71-0009     | DECAL, SCREW IDENTIFICATION  | 2               |                |    |
| - 17                    | BT-237 *17  | DECAL, BLACK LETTERS ON WHITE BACKGROUND DOOR 31 (LH), 32 (RH)             | 2               |                |    |
|                         | BT-237-1    | DECAL, BLACK LETTERS ON GREY BACKGROUND DOOR 31 (LH), 32 (RH)              | 2               |                |    |
|                         | 71-0011     | DECAL, SCREW IDENTIFICATION  | 2               |                |    |
| - 18                    | BT-238 *18  | DECAL, BLACK LETTERS ON GREY BACKGROUND DOOR 33 (LH), 34 (RH)              | 2               |                |    |
|                         |             | *11 PAGE 6.014 AND 6.013 CONVAIR MARKING AND STENCILING REPORT NO. 8.00028 |                 |                |    |
|                         |             | *12 PAGE 6.175 AND 6.015 CONVAIR MARKING AND STENCILING REPORT NO. 8.00028 |                 |                |    |
|                         |             | *13 PAGE 6.018 AND 6.017 CONVAIR MARKING AND STENCILING REPORT NO. 8.00028 |                 |                |    |
|                         |             | *14 PAGE 6.022 AND 6.021 CONVAIR MARKING AND STENCILING REPORT NO. 8.00028 |                 |                |    |
|                         |             | *15 PAGE 6.024 AND 6.023 CONVAIR MARKING AND STENCILING REPORT NO. 8.00028 |                 |                |    |
|                         |             | *16 PAGE 6.76 AND 6.025 CONVAIR MARKING AND STENCILING REPORT NO. 8.00028  |                 |                |    |
|                         |             | *17 PAGE 6.028 AND 6.027 CONVAIR MARKING AND STENCILING REPORT NO. 8.00028 |                 |                |    |
|                         |             | *18 PAGE 6.030 AND 6.029 CONVAIR MARKING AND STENCILING REPORT NO. 8.00028 |                 |                |    |

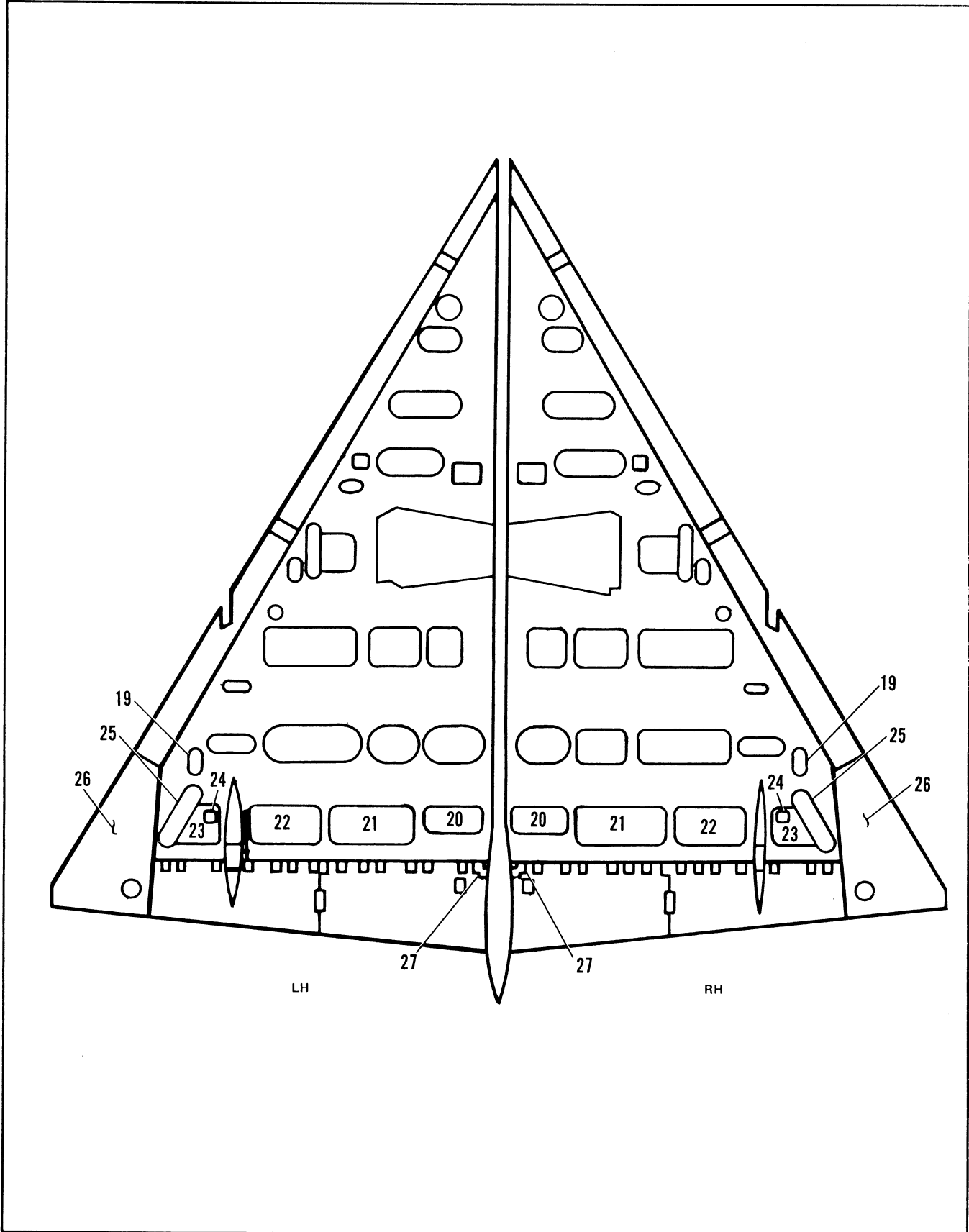


Figure 2.21-4. Wing, Lower Surface Markings (Sheet 3 of 5)



| FIGURE AND INDEX NUMBER | PART NUMBER | DESCRIPTION  | UNITS PER ASSY. | USABLE ON CODE |    |
|-------------------------|-------------|--|-----------------|----------------|----|
|                         |             |  |                 | FROM           | TO |
|                         |             | 1 2 3 4 5 6  |                 |                |    |
| 2.21-4                  | 71-0012     | DECAL, SCREW IDENTIFICATION  | 2               |                |    |
| - 19                    | BT-238-1    | *19 DECAL, BLACK LETTERS ON GREY BACKGROUND DOOR 35 (LH), 36 (RH)  | 2               |                |    |
|                         | 71-0010     | DECAL, SCREW IDENTIFICATION  | 2               |                |    |
| - 20                    | BT-262      | *20 DECAL, BLACK LETTERS ON GREY BACKGROUND DOOR 37 (LH), 38 (RH)  | 2               |                |    |
|                         | 71-0016     | DECAL, SCREW IDENTIFICATION  | 2               |                |    |
| - 21                    | BT-264      | *21 DECAL, BLACK LETTERS ON GREY BACKGROUND DOOR 39 (LH), 40 (RH)  | 2               |                |    |
|                         | 71-0017     | DECAL, SCREW IDENTIFICATION  | 2               |                |    |
| - 22                    | BT-263      | *22 DECAL, BLACK LETTERS ON GREY BACKGROUND DOOR 41 (LH), 42 (RH)  | 2               |                |    |
|                         | 70-0018     | DECAL, SCREW IDENTIFICATION  | 2               |                |    |
| - 23                    | BT-240      | DECAL, BLACK LETTERS ON GREY BACKGROUND DOOR 45 (LH), 46 (RH)  | 2               |                |    |
|                         | 71-0013     | DECAL, SCREW IDENTIFICATION  | 2               |                |    |
| - 24                    | BT-239      | *24 DECAL, BLACK LETTERS ON GREY BACKGROUND DOOR 43 (LH), 44 (RH)  | 2               |                |    |
|                         | 71-0014     | DECAL, SCREW IDENTIFICATION  | 2               |                |    |
| - 25                    | BT-241      | *25 DECAL, BLACK LETTERS ON GREY BACKGROUND DOOR 47 (LH), 48 (RH)  | 2               |                |    |
|                         | 71-0015     | DECAL, SCREW IDENTIFICATION  | 2               |                |    |
| - 26                    | BT-198      | *26 DECAL, RED LETTERS ON WHITE BACKGROUND CAUTION-DISCONNECT ELECTRICAL WIRING BEFORE REMOVING WING TIP | 2               |                |    |
|                         | BT-245      | *27 DECAL, BLACK LETTERS ON GREY BACKGROUND DOOR 61 (LH), 62 (RH)  | 2               |                |    |
| - 27                    | 71-0019     | DECAL, SCREW IDENTIFICATION  | 2               |                |    |
|                         |             | *19 PAGE 6.031 CONVAIR MARKING AND STENCILING REPORT NO. 8.00028   |                 |                |    |
|                         |             | *20 PAGE 6.178 AND 6.032 CONVAIR MARKING AND STENCILING REPORT NO. 8.00028                               |                 |                |    |
|                         |             | *21 PAGE 6.179 AND 6.035 CONVAIR MARKING AND STENCILING REPORT NO. 8.00028                               |                 |                |    |
|                         |             | *22 PAGE 6.181 AND 6.037 CONVAIR MARKING AND STENCILING REPORT NO. 8.00028                               |                 |                |    |
|                         |             | *23 PAGE 6.039 AND 6.040 CONVAIR MARKING AND STENCILING REPOOT NO. 8.00028                               |                 |                |    |
|                         |             | *24 PAGE 6.038 CONVAIR MARKING AND STENCILING REPORT NO. 8.00028   |                 |                |    |
|                         |             | *25 PAGE 6.041 CONVAIR MARKING AND STENCILING REPORT NO. 8.00028   |                 |                |    |
|                         |             | *26 PAGE 6.122 CONVAIR MARKING AND STENCILING REPORT NO. 8.00028   |                 |                |    |
|                         |             | *27 PAGE 6.027 CONVAIR MARKING AND STENCILING REPORT NO. 8.00028   |                 |                |    |

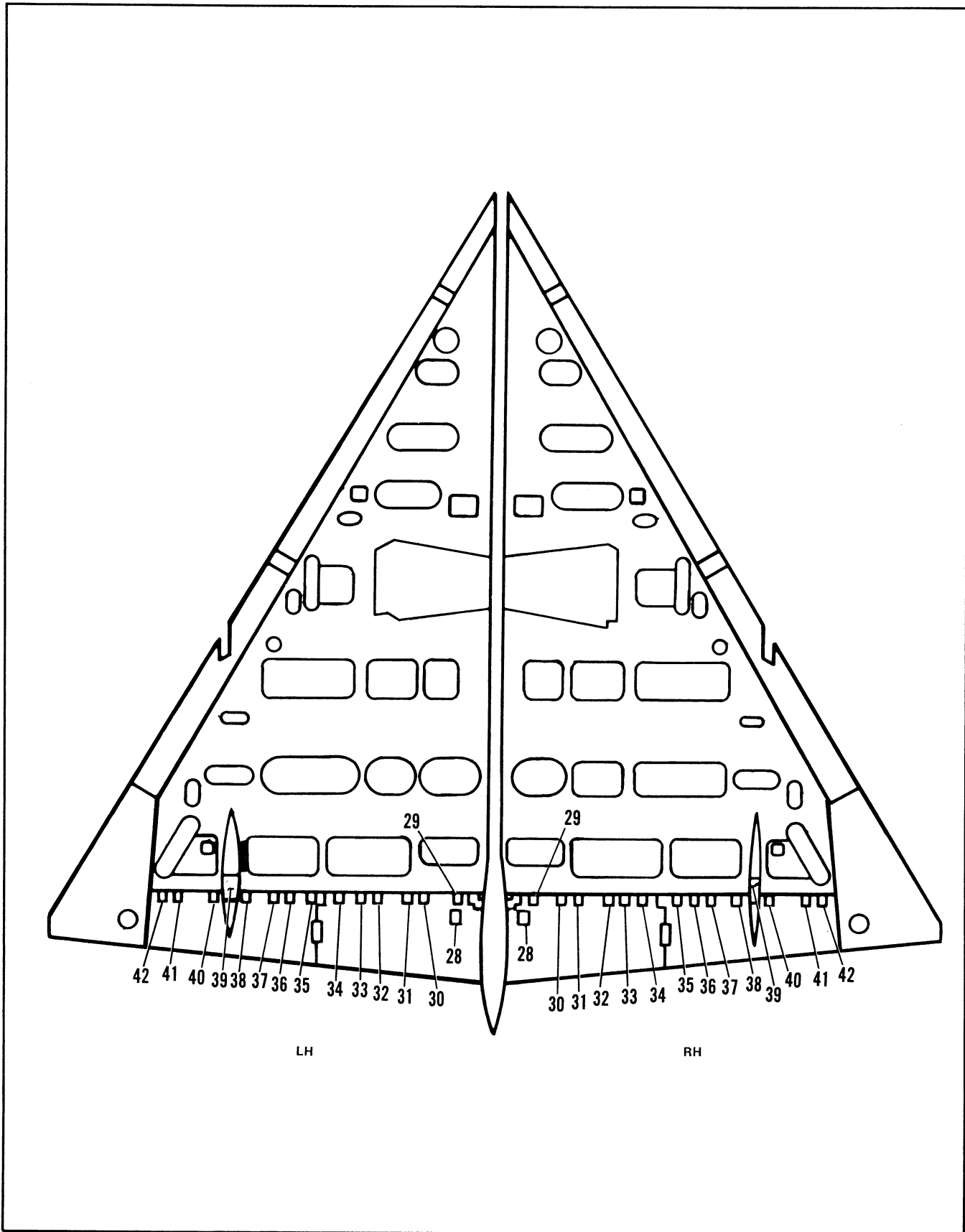


Figure 2.21-4. Wing, Lower Surface Markings (Sheet 4 of 5)

| FIGURE AND INDEX NUMBER | PART NUMBER | DESCRIPTION  | UNITS PER ASSY. | USABLE ON CODE |    |
|-------------------------|-------------|--|-----------------|----------------|----|
|                         |             |  |                 | FROM           | TO |
|                         |             | 1 2 3 4 5 6  |                 |                |    |
| 2.21-4- 28              | BT-245 *28  | DECAL, BLACK LETTERS ON GREY BACKGROUND DOOR 91 (LH), 92 (RH)    | 2               |                |    |
|                         | 71-0020     | DECAL, SCREW IDENTIFICATION                                      | 2               |                |    |
| - 29                    | BT-245 *29  | DECAL, BLACK LETTERS ON GREY BACKGROUND DOOR 65 (LH), 66 (RH)    | 2               |                |    |
| - 30                    | BT-245 *30  | DECAL, BLACK LETTERS ON GREY BACKGROUND DOOR 67 (LH), 68 (RH)    | 2               |                |    |
| - 31                    | BT-245 *30  | DECAL, BLACK LETTERS ON GREY BACKGROUND DOOR 69 (LH), 70 (RH)    | 2               |                |    |
| - 32                    | BT-245 *31  | DECAL, BLACK LETTERS ON GREY BACKGROUND DOOR 71 (LH), 72 (RH)    | 2               |                |    |
| - 33                    | BT-245 *31  | DECAL, BLACK LETTERS ON GREY BACKGROUND DOOR 73 (LH), 74 (RH)    | 2               |                |    |
| - 34                    | BT-245 *32  | DECAL, BLACK LETTERS ON GREY BACKGROUND DOOR 75 (LH), 76 (RH)    | 2               |                |    |
| - 35                    | BT-245 *32  | DECAL, BLACK LETTERS ON GREY BACKGROUND DOOR 77 (LH), 78 (RH)    | 2               |                |    |
| - 36                    | BT-245 *33  | DECAL, BLACK LETTERS ON GREY BACKGROUND DOOR 79 (LH), 80 (RH)    | 2               |                |    |
| - 37                    | BT-245 *33  | DECAL, BLACK LETTERS ON GREY BACKGROUND DOOR 81 (LH), 82 (RH)    | 2               |                |    |
| - 38                    | BT-245 *34  | DECAL, BLACK LETTERS ON GREY BACKGROUND DOOR 83 (LH), 84 (RH)    | 2               |                |    |
| - 39                    | BT-244 *35  | DECAL, BLACK LETTERS ON GREY BACKGROUND DOOR 55 (LH), 56 (RH)    | 2               |                |    |
|                         | 71-0021     | DECAL, SCREW IDENTIFICATION                                      | 2               |                |    |
| - 40                    | BT-245 *34  | DECAL, BLACK LETTERS ON GREY BACKGROUND DOOR 85 (LH), 86 (RH)    | 2               |                |    |
| - 41                    | BT-245 *36  | DECAL, BLACK LETTERS ON GREY BACKGROUND DOOR 87 (LH), 88 (RH)    | 2               |                |    |
| - 42                    | BT-245 *36  | DECAL, BLACK LETTERS ON GREY BACKGROUND DOOR 89 (LH), 90 (RH)    | 2               |                |    |
|                         |             | *28 PAGE 6.056 CONVAIR MARKING AND STENCILING REPORT NO. 8.00028 |                 |                |    |
|                         |             | *29 PAGE 6.049 CONVAIR MARKING AND STENCILING REPORT NO. 8.00028 |                 |                |    |
|                         |             | *30 PAGE 6.050 CONVAIR MARKING AND STENCILING REPORT NO. 8.00028 |                 |                |    |
|                         |             | *31 PAGE 6.051 CONVAIR MARKING AND STENCILING REPORT NO. 8.00028 |                 |                |    |
|                         |             | *32 PAGE 6.052 CONVAIR MARKING AND STENCILING REPORT NO. 8.00028 |                 |                |    |
|                         |             | *33 PAGE 6.053 CONVAIR MARKING AND STENCILING REPORT NO. 8.00028 |                 |                |    |
|                         |             | *34 PAGE 6.054 CONVAIR MARKING AND STENCILING REPORT NO. 8.00028 |                 |                |    |
|                         |             | *35 PAGE 6.046 CONVAIR MARKING AND STENCILING REPORT NO. 8.00028 |                 |                |    |
|                         |             | *36 PAGE 6.055 CONVAIR MARKING AND STENCILING REPORT NO. 8.00028 |                 |                |    |

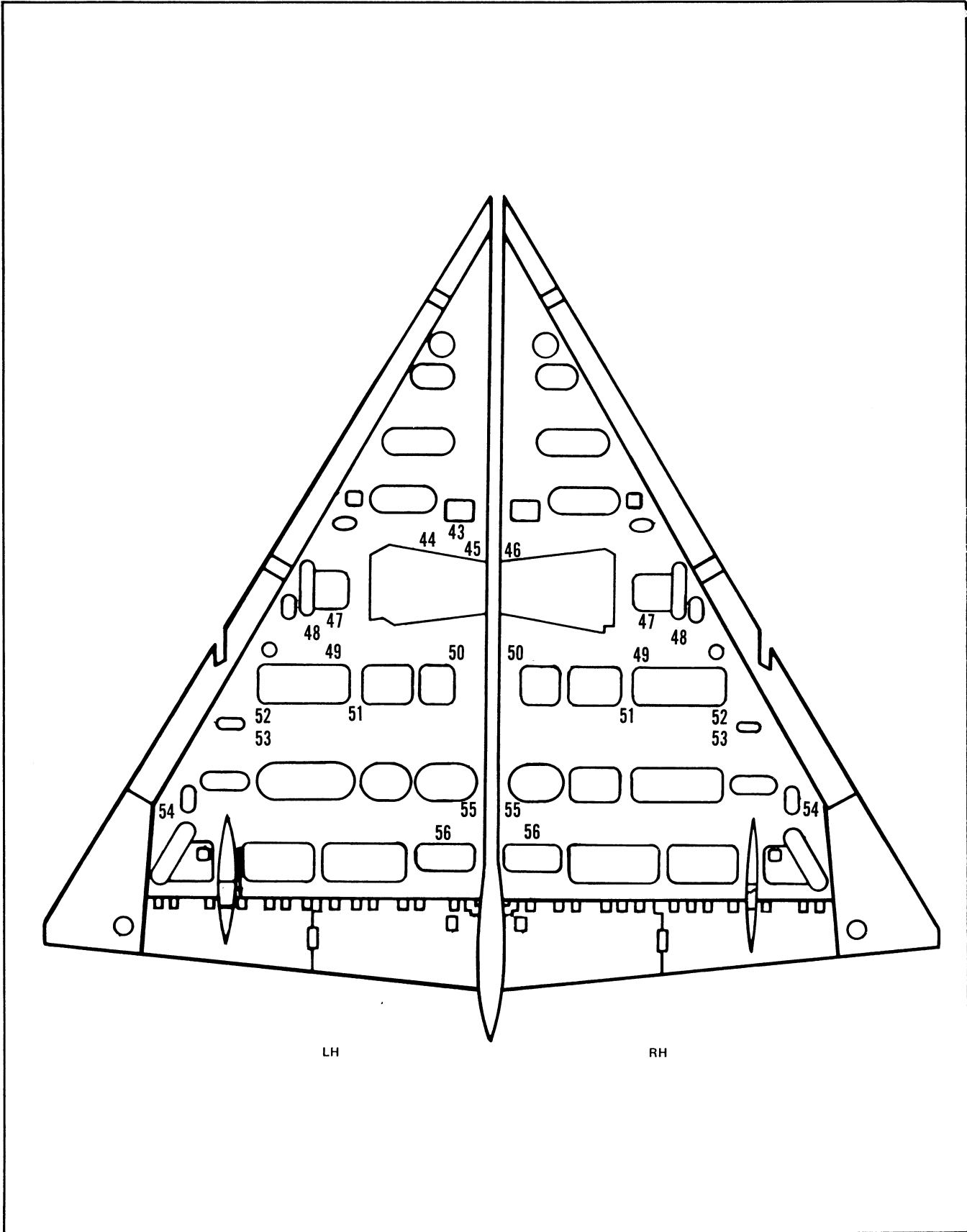


Figure 2.21-4. Wing, Lower Surface Markings (Sheet 5 of 5)

| FIGURE AND INDEX NUMBER | PART NUMBER | DESCRIPTION  | UNITS PER ASSY. | USABLE ON CODE |    |
|-------------------------|-------------|--|-----------------|----------------|----|
|                         |             |  |                 | FROM           | TO |
|                         |             | 1 2 3 4 5 6  |                 |                |    |
| 2.21-4- 43              | RT-250      | *37 DECAL, BLACK LETTERS ON GREY BACKGROUND<br>TANK 1 LOW POINT DRAIN - PUSH TO DRAIN                | 1               |                |    |
| - 44                    | RT-250      | *37 DECAL, BLACK LETTERS ON GREY BACKGROUND<br>TANK REGULATOR PRESSURE RELIEF VENT                   | 1               |                |    |
| - 45                    | BT-257      | *38 DECAL, BLACK LETTERS ON GREY BACKGROUND<br>PNEUMATIC SYS PRESSURE GAGE LOCATED ABOVE             | 1               |                |    |
| - 46                    | NO NUMBER   | *39 STENCIL, BLACK LETTERS<br>FUEL TRANSFER LINE COUPLING DRAIN                                      | 1               |                |    |
| - 47                    | BT-253      | *40 DECAL, BLACK LETTERS ON GREY BACKGROUND<br>VENT VALVE PRESSURE DRAIN                             | 2               |                |    |
| - 48                    | NO NUMBER   | *40 STENCIL, BLACK LETTERS<br>EXT. TANK RELIEF VALVE VENT  | 2               |                |    |
| - 49                    | BT-226      | *41 DECAL, BLACK LETTERS ON GREY BACKGROUND<br>ATTACH JACK TO PAD HERE                               | 2               |                |    |
| - 50                    | BT-251      | *42 DECAL, BLACK LETTERS ON GREY BACKGROUND<br>TANK 3 LOW POINT DRAIN - PUSH TO DRAIN                | 2               |                |    |
| - 51                    | RT-252      | *43 DECAL, BLACK LETTERS ON GREY BACKGROUND<br>TANK 2 LOW POINT DRAIN - PUSH TO DRAIN                | 2               |                |    |
| - 52                    | BT-252      | *43 DECAL, BLACK LETTERS ON GREY BACKGROUND<br>SENSING PORT N FUEL SYSTEM                            | 2               |                |    |
| - 53                    | RT-249      | *44 DECAL, BLACK LETTERS ON GREY BACKGROUND<br>FUEL SYSTEM VENT                                      | 2               |                |    |
| - 54                    | RT-225      | *45 DECAL, BLACK LETTERS ON GREY BACKGROUND<br>MOOR  | 2               |                |    |
| - 55                    | BT-254      | *46 DECAL, BLACK LETTERS ON GREY BACKGROUND<br>T TANK LOW POINT DRAIN - PUSH TO DRAIN                | 2               |                |    |
| - 55                    | BT-254      | *46 DECAL, BLACK LETTERS ON GREY BACKGROUND<br>C.G. TRANSFER LINE LOW POINT DRAIN - PUSH<br>TO DRAIN | 2               |                |    |
|                         |             | *37 PAGE 6.076 CONVAIR MARKING AND STENCILING<br>REPORT NO. 8.00028                                  |                 |                |    |
|                         |             | *38 PAGE 6.082 CONVAIR MARKING AND STENCILING<br>REPORT NO. 8.00028                                  |                 |                |    |
|                         |             | *39 PAGE 6.166 CONVAIR MARKING AND STENCILING<br>REPORT NO. 8.00028                                  |                 |                |    |
|                         |             | *40 PAGE 6.080 CONVAIR MARKING AND STENCILING<br>REPORT NO. 8.00028                                  |                 |                |    |
|                         |             | *41 PAGE 4.032 CONVAIR MARKING AND STENCILING<br>REPORT NO. 8.00028                                  |                 |                |    |
|                         |             | *42 PAGE 6.077 CONVAIR MARKING AND STENCILING<br>REPORT NO. 8.00028                                  |                 |                |    |
|                         |             | *43 PAGE 6.079 CONVAIR MARKING AND STENCILING<br>REPORT NO. 8.00028                                  |                 |                |    |
|                         |             | *44 PAGE 6.075 CONVAIR MARKING AND STENCILING<br>REPORT NO. 8.00028                                  |                 |                |    |
|                         |             | *45 PAGE 5.015 CONVAIR MARKING AND STENCILING<br>REPORT NO. 8.00028                                  |                 |                |    |
|                         |             | *46 PAGE 6.074 CONVAIR MARKING AND STENCILING<br>REPORT NO. 8.00028                                  |                 |                |    |

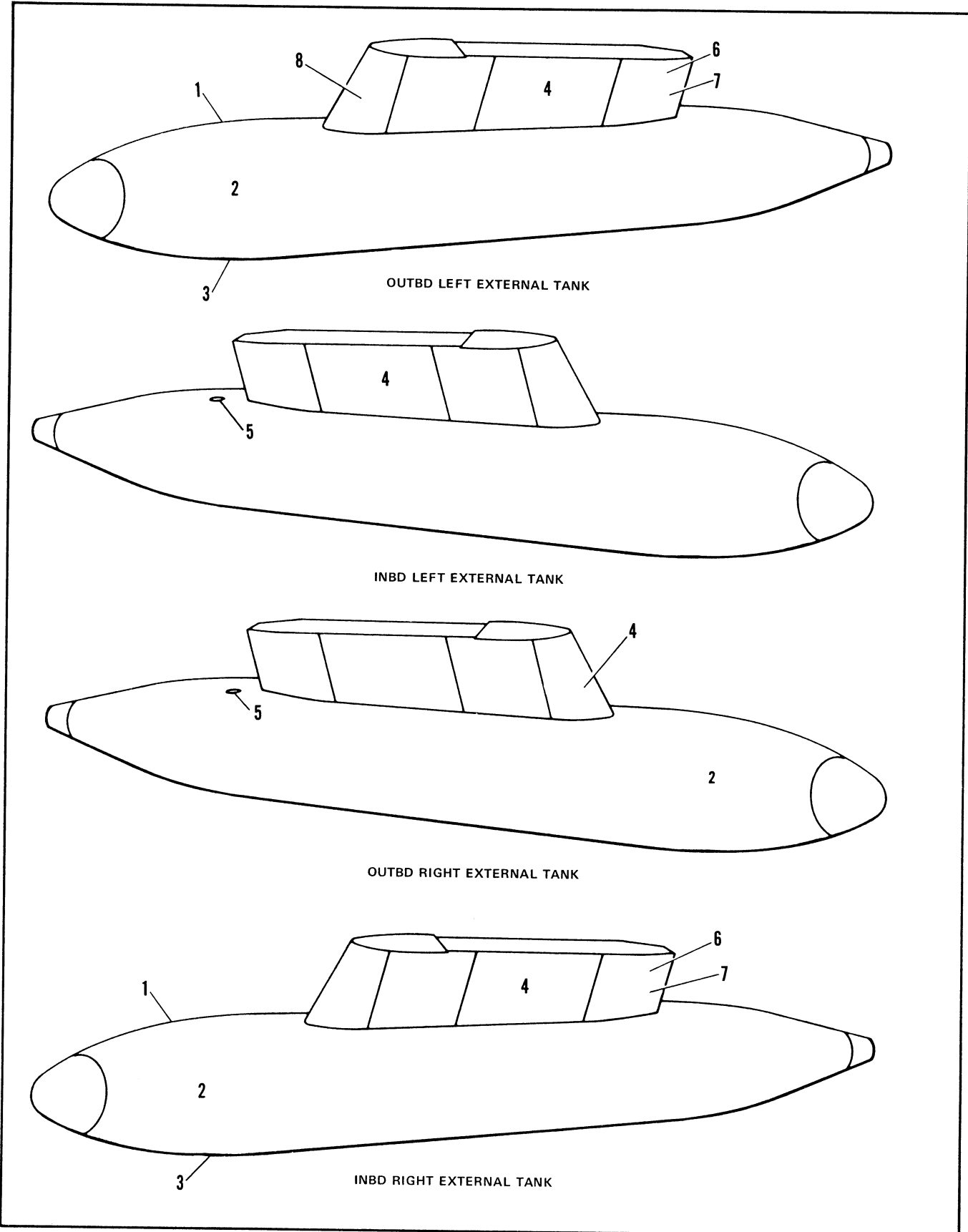
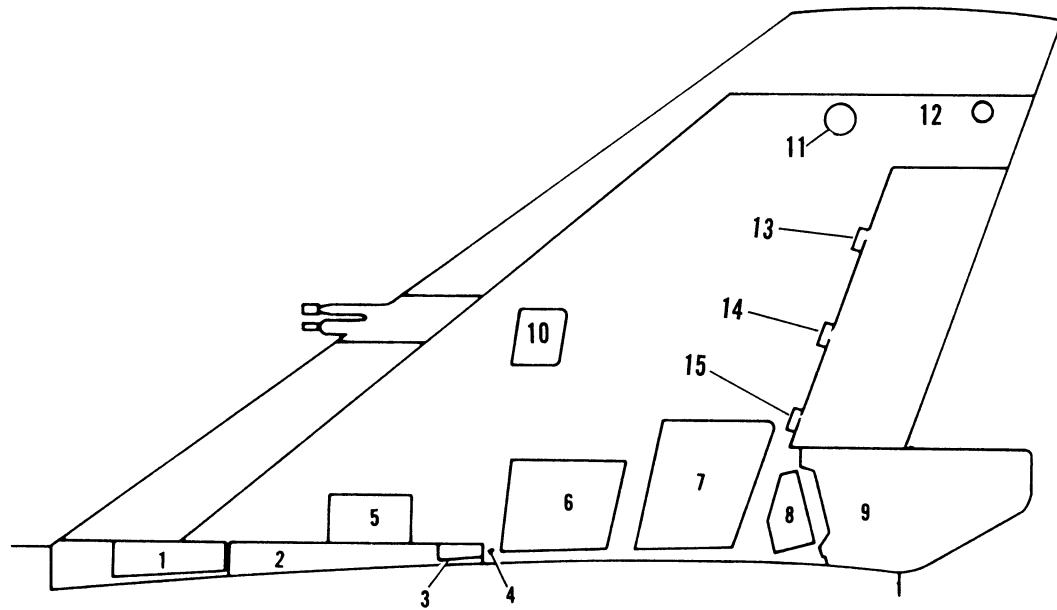
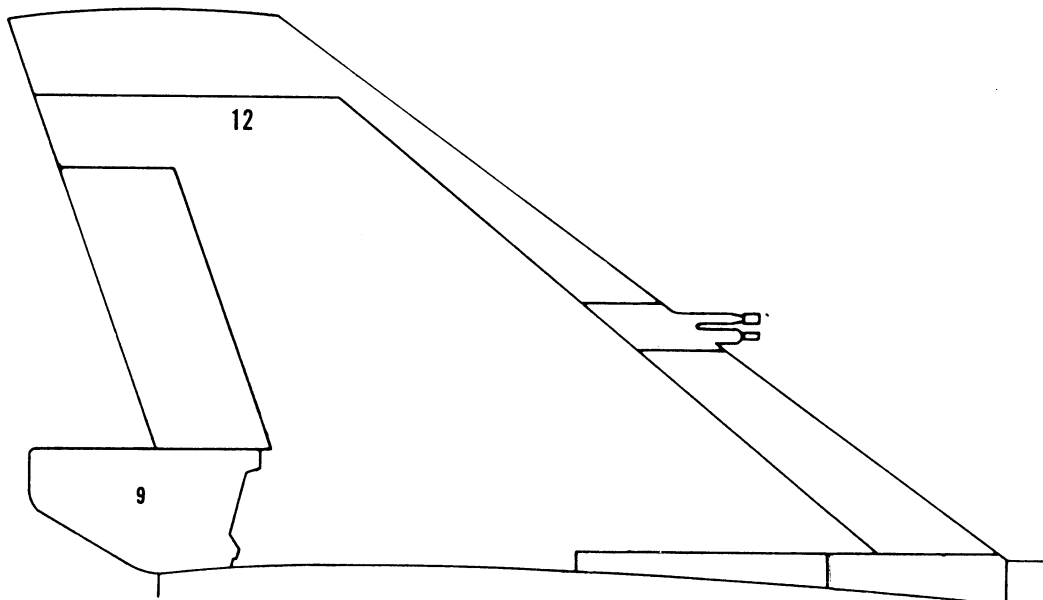


Figure 2.21-5. External Fuel Tank/Pylon Markings

| FIGURE AND INDEX NUMBER | PART NUMBER              | DESCRIPTION  | UNITS PER ASSY. | USABLE ON CODE |    |
|-------------------------|--------------------------|--|-----------------|----------------|----|
|                         |                          |  |                 | FROM           | TO |
|                         |                          | 1 2 3 4 5 6  |                 |                |    |
| 2.21-5- 1               | H000008-33               | DECAL, BLACK LETTERS ON GREY BACKGROUND<br>NO STEP AF DRAWING 65J33310                       | 2               |                |    |
| - 2                     | NO NUMBER                | STENCIL, BLACK LETTERS<br>AIRCRAFT SERIAL NUMBER T.O. 1-1-4                                  | 2               |                |    |
| - 3                     | BT-56<br>NO NUMBER       | DECAL, BLACK LETTERS ON GREY BACKGROUND<br>DRAIN   | 2               |                |    |
| - 4                     | NO NUMBER                | STENCIL, BLACK LETTERS<br>EJECTOR ACCESS DOOR SAFETY PIN HOLE                                | 4               |                |    |
| - 5                     | NO NUMBER                | STENCIL, WHITE LETTERS RED BACKGROUND<br>CAPACITY 360 U.S. GALS-JP-4 AF DRAWING<br>65J333310 | 2               |                |    |
| - 6                     | 61D34450-1<br>68D37746-7 | DECAL (BLACK STAR) REFUEL SYMBOL<br>DECAL, BLACK LETTERS ON YELLOW BACKGROUND<br>GROUND HERE | 2<br>2          |                |    |
| - 7                     | 67D34662-5               | DECAL, WHITE LETTERS ON BLACK BACKGROUND<br>INSERT FUEL NOZZLE JUMPER ONLY                   | 2               |                |    |
| - 8                     | NO NUMBER                | STENCIL RED LETTERS<br><br>CAUTION<br>BE SURE TANK IS EMPTY BEFORE MANUAL RELEASE            | 2               |                |    |



LH VIEW



RH VIEW

Figure 2.21-6. Vertical Stabilizer Markings



| FIGURE AND INDEX NUMBER | PART NUMBER      | DESCRIPTION   | UNITS PER ASSY. | USABLE ON CODE |    |
|-------------------------|------------------|---|-----------------|----------------|----|
|                         |                  |   |                 | FROM           | TO |
|                         |                  | 1 2 3 4 5 6   |                 |                |    |
| 2.21-6- 1               | BT-185 *1        | DECAL, BLACK LETTERS ON GREY BACKGROUND DOOR 151  | 1               |                |    |
| - 2                     | BT-186 *2, *3    | DECAL, BLACK LETTERS ON GREY BACKGROUND DOOR 181  | 1               |                |    |
| - 3                     | NO NUMBER *2, *3 | STENCIL, BLACK LETTERS DOOR 180   | 1               |                |    |
| - 4                     | BT-200 *4        | DECAL, BLACK LETTERS ON GREY BACKGROUND HYD. FTG. SHROUD DRAIN                                      | 1               |                |    |
| - 5                     | NO NUMBER *5     | STENCIL, BLACK LETTERS DOOR 153   | 1               |                |    |
| - 6                     | NO NUMBER *6     | STENCIL, BLACK LETTERS DOOR 157   | 1               |                |    |
| - 7                     | BT-181 *7        | DECAL, BLACK LETTERS ON GREY BACKGROUND DOOR 161  | 1               |                |    |
| - 8                     | BT-186 *8        | DECAL, BLACK LETTERS ON GREY BACKGROUND DOOR 331  | 1               |                |    |
| - 9                     | BT-179 *9        | DECAL, RED LETTERS ON WHITE BACKGROUND DANGER   | 2               |                |    |
| - 10                    | NO NUMBER *10    | SPEED BRAKE FAST ACTING DOOR STENCIL, BLACK LETTERS DOOR 169  | 1               |                |    |
| - 11                    | NO NUMBER *11    | DECAL, BLACK LETTERS ON GREY BACKGROUND DOOR 159  | 1               |                |    |
| - 12                    | BT-211 *12       | DECAL, RED LETTERS ON WHITE BACKGROUND CAUTION-DISCONNECT ELECTRICAL WIRING BEFORE REMOVING FIN TIP | 2               |                |    |
| - 13                    | BT-192 *13       | DECAL, BLACK LETTERS ON GREY BACKGROUND DOOR 163  | 1               |                |    |
| - 14                    | BT-192 *13       | DECAL, BLACK LETTERS ON GREY BACKGROUND DOOR 165  | 1               |                |    |
| - 15                    | BT-192 *13       | DECAL, BLACK LETTERS ON GREY BACKGROUND DOOR 167  | 1               |                |    |
|                         |                  | *1 PAGE 7.001 CONVAIR MARKING AND STENCILING REPORT NO. 8.00028                                     |                 |                |    |
|                         |                  | *2 PAGE 7.029 AND 3.129 CONVAIR MARKING AND STENCILING REPORT NO. 8.00028                           |                 |                |    |
|                         |                  | *3 CHECK AIRCRAFT APPLICABILITY   |                 |                |    |
|                         |                  | *4 PAGE 7.032 CONVAIR MARKING AND STENCILING REPORT NO. 8.00028                                     |                 |                |    |
|                         |                  | *5 PAGE 7.002 CONVAIR MARKING AND STENCILING REPORT NO. 8.00028                                     |                 |                |    |
|                         |                  | *6 PAGE 7.004 CONVAIR MARKING AND STENCILING REPORT NO. 8.00028                                     |                 |                |    |
|                         |                  | *7 PAGE 7.006 CONVAIR MARKING AND STENCILING REPORT NO. 8.00028                                     |                 |                |    |
|                         |                  | *8 PAGE 7.016 CONVAIR MARKING AND STENCILING REPORT NO. 8.00028                                     |                 |                |    |
|                         |                  | *9 PAGE 5.012 CONVAIR MARKING AND STENCILING REPORT NO. 8.00028                                     |                 |                |    |
|                         |                  | *10 PAGE 7.012 CONVAIR MARKING AND STENCILING REPORT NO. 8.00028                                    |                 |                |    |
|                         |                  | *11 PAGE 7.005 CONVAIR MARKING AND STENCILING REPORT NO. 8.00028                                    |                 |                |    |
|                         |                  | *12 PAGE 7.024, 6.120 AND 6.123 CONVAIR MARKING AND STENCILING REPORT NO. 8.00028                   |                 |                |    |
|                         |                  | *13 PAGE 7.007 CONVAIR MARKING AND STENCILING REPORT NO. 8.00028                                    |                 |                |    |

